

Era's Lucknow Medical College & Hospital, Lucknow
Clinical Posting Schedule - MBBS Phase III Part I Batch 2021-22

DEPARTMENT OF MEDICINE

Ref.No. ELMC&H/2024 / 808


NO. OF STUDENTS - 25

Date... 26/03/2024

NO. OF FACULTY - 3

WEEKS	Competency No	Time	Topic	Domain	Level	Core	TEACHING LEARNING METHOD	ASSESSMENT METHOD
WEEK 1	IM1.10, 1.29,2.6	10 - 01 PM	History taking in Cardiovascular system	S ,K	SH,KH	Y	Bedside Clinic	Short Case
	IM1.11,1.12,1.13,1.14,1.15,1.29,2.7	10 - 01 PM	Examination of Cardiovascular System	S	SH	Y	Bedside Clinic	OSCE
	IM1.10,1.11,1.12,1.13,1.14,1.15,1.20,1.27	10 - 01 PM	APPROACH TO A CASE OF MS	S ,K, C	SH,KH	Y	Bedside Clinic	Short Case
	IM1.10,1.11,1.12,1.13,1.14,1.15,1.20,1.27	10 - 01 PM	APPROACH TO A CASE OF MR	0	SH,KH	Y	Bedside Clinic	Short Case
	IM1.10,1.11,1.12,1.13,1.14,1.15,1.20,1.27	10 - 01 PM	APPROACH TO A CASE OF AS	S ,K, C	SH,KH	Y	Bedside Clinic	Short Case
	IM1.10,1.11,1.12,1.13,1.14,1.15,1.20,1.27	10 - 01 PM	APPROACH TO A CASE OF AR	S ,K, C	SH,KH	Y	Bedside Clinic	Short Case
	IM1.10,1.12,1.13,1.14,1.16,1.17,1.26	10 - 01 PM	Heart Failure due to DCMP	S ,K	SH,KH	Y	Bedside Clinic	Short Case
	IM1.10,1.12,1.13,1.14,1.16,1.17,1.26	10 - 01 PM	Heart Failure due to Constrictive Pericarditis & Pericardial diseases	S ,K	SH,KH	Y	Bedside Clinic	Short Case
	IM1.28,1.29	10 - 01 PM	Congenital Heart Disease	K	KH	Y	Bedside Clinic	Short Case
	IM2.6,2.7,2.8,2.9,2.10,2.11,2.12,	10 - 01 PM	Coronary Artery Diseases	S	SH,P	Y	Bedside Clinic	Short Case
	IM18.3, 18.5,18.6,19.3,19.4	10 - 01 PM	Examination of Motor System	S,K	SH,KH	Y	Bedside Clinic	Short Case / OSCE
	IM18.7,18.8	10 - 01 PM	Examination of Sensory System	S,K	SH,KH	Y	Bedside Clinic	Short Case / OSCE

WEEK 2	IM18.3, 18.5,18.6,19.3,19.4	10 - 01 PM	Examination of Cerebellar Disorders	S,K	SH,KH	Y	Bedside Clinic	Short Case / OSCE
	IM19.3,19.4,19.5,19.6	10 - 01 PM	Examination of Extrapramidal Disorders	S	SH	Y	Bedside Clinic	Short Case / OSCE
	IM18.3,18.5,18.6,18.9	10 - 01 PM	Examination of Higher Mental Functions	S,K	SH,KH	Y	Bedside Clinic	Short Case / OSCE
	IM18.3,18.5,18.6	10 - 01 PM	Examination of Cranial Nerves	S,K	SH,KH	Y	Bedside Clinic	Short Case / OSCE
	IM18.3,18.4,18.5,18.6,18.7,18.8,18.9	10 - 01 PM	Approach to a case of Hemiplegia	S,K	SH,KH	Y	Bedside Clinic	Short Case
	IM19.3,19.4,19.5,19.6,19.7	10 - 01 PM	Approach to a case of Movement disorders	S	SH	Y	Bedside Clinic	Short Case
	IM19.6	10 - 01 PM	Approach to a case of Paraplegia	S	SH	Y	Bedside Clinic	Short Case
	IM19.6	10 - 01 PM	Approach to a case of Quadriplegia	S	SH	Y	Bedside Clinic	Short Case
	IM17.4,17.5,17.6,17.7	10 - 01 PM	Approach to a case of Meningitis	S,K	SH,KH	Y	Bedside Clinic	Short Case
	IM3.4,3.5,3.6,37	10 - 01 PM	History taking & Examination of Respiratory system in reference of Pneumonia	S	SH	Y	Bedside Clinic	Short Case / OSCE
	IM9.3,9.4,9.5,9.6,9.9,9.10,9.19	10 - 01 PM	Approach to a case of Anaemia	S,K	SH,KH	Y	Bedside Clinic	Short Case
IM9.4,9.5,9.6,9.9,9.10,9.13,9.19	Approach to a case of Splenomegaly		S,K	SH,KH	Y	Bedside Clinic	Short Case	
End of Posting Examination (Theory & Skill Assessment)								


Dr. (Prof.) Jamal Masood
 Principal & CMS
 Era's Lucknow Medical College & Hospital,
 Lucknow



Era's Lucknow Medical College & Hospital, Lucknow
Clinical Posting Schedule - MBBS Phase III Part I Batch 2021-22
DEPARTMENT OF SURGERY

NO. OF STUDENTS - 25

NO. OF FACULTY - 3

Date.....26/03/2024

Ref.No. ELMC&H/2024 / 1808

WEEKS	Competency No	Time	Topic	Domain	Level	Core	TEACHING LEARNING METHOD	ASSESSMENT METHOD
WEEK I	SU12.2, SU 12.3	10-01 PM	Methods of estimation, replacement of fluid and electrolytes requirements and methods of providing nutritional support	K	KH	Y	small group discussion, bedside clinic	Written/ Viva voce
	SU5.2	10-01 PM	Elicit, document and present a history in a patient presenting with wounds	K	KH	Y	Small group discussion	Written/ Viva voce
	SU5.2	10-01 PM	Elicit, document and present a history in a patient presenting with wounds - Sinus /Fistula	K	KH	Y	Small group discussion	Written/ Viva voce
	SU18.3	10-01 PM	Describe and demonstrate the clinical examination of surgical patient including swelling and order relevant investigation for diagnosis. Describe and discuss appropriate treatment pain	S	SH	Y	Bedside clinic, Small group discussion, DOAP session	Short Case / OSCE
	SU17.10	10-01 PM	Demonstrate Airway maintenance. Recognize and manage tension pneumothorax, hemothorax and flail chest in simulated environment	S	SH	Y	DOAP session	OSCE
	SU 22.3	10-01 PM	Demonstrate and document the correct clinical examination of thyroid swellings and discuss the differential and their management	S	SH	Y	Bedside clinic	Short Case / OSCE
	SU 25.5	10-01 PM	Demonstrate the correct technique to palpate the breast for breast swelling in a mannequin or equivalent	S	SH	Y	DOAP session	Short Case / OSCE
	SU 27.2	10-01 PM	Demonstrate the correct examination of the vascular system and enumerate and describe the investigation of vascular disease	S	SH	Y	DOAP session	Short Case / OSCE
	SU 27.8	10-01 PM	Demonstrate the correct examination of the lymphatic system	K	KH	Y	Small group discussion, Demonstration	Written/ Viva voce
	SU 28.2	10-01 PM	Demonstrate the correct technique to examine the patient with hernia and identify different types of hernias.	S	SH	Y	DOAP session, Bedside clinic	Short Case / OSCE
	SU 29.10	10-01 PM	Demonstrate a digital rectal examination of the prostate in a mannequin or equivalent	S	SH	Y	DOAP session	Short Case / OSCE
	SU 14.4	10-01 PM	Demonstrate the techniques of asepsis and suturing in a simulated environment	S	SH	Y	DOAP session	OSCE

WEEK 2	SU28.18	10-01 PM	Describe and demonstrate clinical examination of abdomen	S	SH	Y	Bedside clinic, DOAP session, Small group discussion	OSCE
	SU28.18	10-01 PM	Describe and demonstrate clinical examination of abdomen - Acute Abdomen	S	SH	Y	Bedside clinic, DOAP session, Small group discussion	OSCE
	SU28.18	10-01 PM	Describe and demonstrate clinical examination of abdomen -pain and / lump in Rt. Hypochondrium	S	SH	Y	Bedside clinic, DOAP session, Small group discussion	OSCE
	SU28.18	10-01 PM	Describe and demonstrate clinical examination of abdomen - of pain and /lump epigastrium	S	SH	Y	Bedside clinic, DOAP session, Small group discussion	OSCE
	SU28.18	10-01 PM	Describe and demonstrate clinical examination of abdomen -pain and /lump lumbar region	S	SH	Y	Bedside clinic, DOAP session, Small group discussion	OSCE
	SU28.18	10-01 PM	Describe and demonstrate clinical examination of abdomen - pain and /lump Rt iliac region	S	SH	Y	Bedside clinic, DOAP session, Small group discussion	OSCE
	SU28.18	10-01 PM	Describe and demonstrate clinical examination of abdomen - pain and / lump Umbilical region	S	SH	Y	Bedside clinic, DOAP session, Small group discussion	OSCE
	SU28.18	10-01 PM	Describe and demonstrate clinical examination of abdomen - pain and / lump Hypogastrium	S	SH	Y	Bedside clinic, DOAP session, Small group discussion	OSCE
	SU28.18	10-01 PM	Describe and demonstrate clinical examination of abdomen - Obstructive Jaundice	S	SH	Y	Bedside clinic, DOAP session, Small group discussion	OSCE
	SU30.2 PE-21.14	10-01 PM	Recognize common paediatric surgical conditions of the abdomen and genitourinary system and enumerate the indications for referral including acute and subacute intestinal obstruction, appendicitis pancreatitis perforation intussusception, Phimosis, undescended testis, Chordee, hypospadiasis, Torsion testis, hernia Hydrocele Vulval Synechiae	S	SH	Y	Bedside clinics, skills lab	Short Case
	SU 17.10	10-01 PM	Demonstrate Airway maintenance. Recognize and manage tension pneumothorax, hemothorax and flail chest in simulated environment	S	SH	Y	DOAP session	OSCE
	SU16.1	10-01 PM	Minimally invasive General Surgery: Describe indications advantages and disadvantages of Minimally invasive General Surgery	K	K	Y	Demonstration, Bedside clinic, Discussion	Viva Voce
End of Posting Examination (Theory & Skill Assessment)								


Dr. (Prof.) Jamal Masood

Principal & CMS

Era's Lucknow Medical College & Hospital,

Lucknow

Era's Lucknow Medical College & Hospital, Lucknow
Clinical Posting Schedule - MBBS Phase III Part I Batch 2021-22

DEPARTMENT OF OBST & GYNÆ

NO. OF STUDENTS - 25

NO. OF FACULTY - 3

Ref.No. ELMC&H/2024 / 809


Date 26/03/2024


WEEKS	Competency No	Time	Topic	ACTIVITY	ASSESSMENT	LOGBOOK ENTRY
WEEK I	OG6.1	10 - 1 PM	Describe, discuss and demonstrate the clinical features of pregnancy, derive and discuss its differential diagnosis, elaborate the principles underlying and interpret pregnancy tests	Bedside clinics	Short Case	CASE ENTRY & PRESENTATION
	OG8.1	11 - 1 PM	Enumerate, describe and discuss the objectives of antenatal care, assessment of period of gestation; screening for high-risk factors.	Bedside clinics	Short Case	CASE ENTRY & PRESENTATION
	OG8.2	12 - 1 PM	Elicit document and present an obstetric history including menstrual history, last menstrual period, previous obstetric history, comorbid conditions, past medical history and surgical history	Bedside clinics	Short Case	CASE ENTRY & PRESENTATION
	OG8.3	13 - 1 PM	Describe, demonstrate, document and perform an obstetrical examination including a general and abdominal examination and clinical monitoring of maternal and fetal well-being;	DOAP session	Short Case	CASE ENTRY & PRESENTATION
	OG8.4	14 - 1 PM	Describe and demonstrate clinical monitoring of maternal and fetal well-being	DOAP session	Written and Viva voce	REFLECTION
	OG8.5	15 - 1 PM	Describe and demonstrate pelvic assessment in a model	DOAP session	VIVA	REFLECTION
	OG10.1	16 - 1 PM	Define, classify and describe the aetiology, pathogenesis, clinical features, ultrasonography, differential diagnosis and management of antepartum haemorrhage in pregnancy	Bedside clinic	Short Case	CASE ENTRY & PRESENTATION
	OG12.1	17 - 1 PM	Define, classify and describe the etiology and pathophysiology, early detection, investigations; principles of management of hypertensive disorders of pregnancy and eclampsia, complications of eclampsia.	Bedside clinic	Short Case	CASE ENTRY & PRESENTATION
	OG12.2	18 - 1 PM	Define, classify and describe the etiology, pathophysiology, diagnosis, investigations, adverse effects on the mother and foetus and the management during pregnancy and labor, and complications of anemia in pregnancy	Bedside clinic	Short Case	CASE ENTRY & PRESENTATION
	OG13.4	19 - 1 PM	Demonstrate the stages of normal labor in a simulated environment / mannequin and counsel on methods of safe abortion.	DOAP session	Short Case	CASE ENTRY & PRESENTATION


Redu
AD

[Signature]

WEEK 2	OG13.5	20 - 1 PM	Observe and assist the conduct of a normal vaginal delivery	DOAP session	VIVA & OSCE	REFLECTION
	OG19.4	21 - 1 PM	Enumerate the indications for, describe the steps in and insert and remove an intrauterine device in a simulated environment	DOAP session	OSCE	REFLECTION
	OG29.1	22 - 1 PM	Describe and discuss the etiology; pathology; clinical features; differential diagnosis; investigations; principles of management, complications of fibroid uterus	Bedside clinics	Viva voice	CASE ENTRY & PRESENTATION
	OG33.3	23 - 1 PM	Describe and demonstrate the screening for cervical cancer in a simulated environment	DOAP session	OSCE	REFLECTION
	OG35.1	24 - 1 PM	Obtain a logical sequence of history, and perform a humane and thorough clinical examination, excluding internal examinations (perrectal and per-vaginal)	Bedside clinics	OSCE	CASE ENTRY & PRESENTATION
	OG35.4	25 - 1 PM	Demonstrate interpersonal and communication skills befitting a physician in order to discuss illness and its outcome with patient and family	Bedside clinics	OSCE	REFLECTION
WEEK 3	OG35.12	26 - 1 PM	Obtain a PAP smear in a stimulated environment	DOAP session	OSCE	REFLECTION
	OG35.15	27 - 1 PM	Demonstrate the correct technique to insert and remove an IUD in a simulated/ supervised environment	DOAP session	OSCE	CASE ENTRY & PRESENTATION
	OG35.16	28 - 1 PM	Diagnose and provide emergency management of antepartum and postpartum hemorrhage in a simulated / guided environment	DOAP session	Short Case	CASE ENTRY & PRESENTATION
	OG35.17	29 - 1 PM	Demonstrate the correct technique of urinary catheterisation in a simulated/ supervised environment	DOAP session	OSCE	CASE ENTRY
	OG9.2	30 - 1 PM	Describe the steps and observe/ assist in the performance of an MTP evacuation	DOAP session	Viva voice	REFLECTION
	OG35.6	31 - 1 PM	Demonstrate ethical behavior in all aspects of medical practice.	Bedside clinics	Viva voice	CASE PRESENTATION
WEEK 4	OG35.4	32 - 1 PM	Demonstrate interpersonal and communication skills befitting a physician in order to discuss illness and its outcome with patient and family	Bedside clinics	Viva voice	CASE PRESENTATION
	OG35.7	33 - 1 PM	Obtain informed consent for any examination / procedure	Bedside clinics	Viva voice	CASE ENTRY
	OG33.4	34 - 1 PM	Enumerate the methods to prevent cancer of cervix including visual inspection with acetic acid (VIA), visual inspection of cervix with Lugol's iodine (VILI), pap smear and colposcopy	Bedside clinics	Viva voice	REFLECTION
	OG27.4	35 - 1 PM	Describe and discuss the etiology, pathology, clinical features, differential diagnosis, investigations, management and long term implications of Pelvic Inflammatory Disease	Small group discussion	Viva voice	CASE ENTRY AND PRESENTATION
	OG28.1	36 - 1 PM	Describe and discuss the common causes, pathogenesis, clinical features, differential diagnosis; investigations; principles of management of infertility – methods of tubal patency, ovulation induction, assisted reproductive techniques	Bedside clinics	Viva /Written exam	CASE ENTRY AND PRESENTATION
End of Posting Examination (Theory & Skill Assessment)						


Dr. (Prof.) Jamal Masood
Principal & CMS
Era's Lucknow Medical College





Era's Lucknow Medical College & Hospital, Lucknow
Clinical Posting Schedule - MBBS Phase III Part I Batch 2021-22
DEPARTMENT OF PEDIATRICS

NO. OF STUDENTS - 25

NO. OF FACULTY - 3

Ref.No. ELMC&H/2024 / 808

Date 26/03/2024

WEEKS	Competency No	Time	Topic	Domain	Level	Core	TEACHING LEARNING METHOD	ASSESSMENT METHOD
WEEK 1	PE 1.3,2,5	10-01 PM	Discuss and describe the methods of assessment of growth including use of WHO and Indian national standards. Enumerate the parameters used for assessment of physical growth in infants, children and adolescents	K	KH	Y	Small group discussion	Viva voce
			Assessment of a child with short stature: Elicit history, perform examination, document and present	S	SH	Y	Bedside clinics, Skill lab	Short Case
	PE2.2	10-01 PM	Assessment of a child with failing to thrive including eliciting an appropriate history and examination	S	SH	Y	Bedside clinics,	Short Case
	PE10.3		Assessment of a patient with SAM and MAM, diagnosis, classification and planning management including hospital and community based intervention, rehabilitation and prevention	S	SH	Y	Bedside clinics,	Short Case
	PE 10.5		Counsel parents of children with SAM and MAM	S	SH	Y	Bedside clinics, DOAP	OSCE
	PE1.6	10-01 PM	Discuss the methods of assessment of development	K	KH	Y	Small group discussion	Viva voce
	PE1.7		Perform Developmental assessment and interpret	K	P	N	Bedside clinics, Skills Lab	OSCE
	PE 3.3		Assessment of a child with developmental delay - Elicit document and present history	S	SH	y	Bedside clinics,	Short Case
	PE 3.4		Counsel a parent of a child with developmental delay	S	SH	y	DOAP, Bedside clinics	OSCE
	PE 6.8	10-01 PM	Respecting patient privacy and maintaining confidentiality while dealing with adolescence	A	SH	y	DOAP, Bedside clinics	OSCE
	PE 6.9		Perform routine Adolescent Health check up including eliciting history, performing examination including SMR (Sexual Maturity Rating), growth assessments (using Growth charts) and systemic exam including thyroid and Breast exam and the HEADSS screening	S	SH	y	Bedside clinics	Short Case
	PE7.5	10-01 PM	Observe the correct technique of breast feeding and distinguish right from wrong	S	P	Y	Bedside clinics, Skills Lab	OSCE
	PE7.7		Perform breast examination and identify common problems	S	SH	y	Bedside clinics, Skills Lab	OSCE
	PE7.9		Educate and counsel mothers for best practices in Breast feeding	A/C	SH	y	DOAP, Bedside clinics	OSCE
	PE7.10		Respects patient privacy	A	SH	y	DOAP, Bedside clinics	OSCE
	PE 16.2	10-01 PM	Assess children <2 months using IMNCI Guidelines	S	SH	y	DOAP, Bedside clinics	Short Case
PE 16.3	Assess children >2 to 5 years using IMNCI guidelines and Stratify Risk		S	SH	y	DOAP, Bedside clinics	Short Case	

AB

Reh

AD

WEEK 2	PE 18.6	10-01 PM	Perform Postnatal assessment of newborn and mother, provide advice on breast feeding, weaning and on family planning	S	SH	y	Bed side clinics, Skill Lab	OSCE / Short Case
	PE 18.7		Educate and counsel caregivers of children	A	SH	y	Postnatal ward(Bedside) standardized patient	OSCE
	PE 20.4	10-01 PM	Assessment of a normal neonate	S	SH	y	Bed side clinics, Skill Lab	Short Case
	PE 20.5		Counsel / educate mothers on the care of neonates	A/C	SH	y	DOAP, Bedside clinics	OSCE
	PE 20.2	10-01 PM	Explain the care of a normal neonate	K	KH	y	Small group discussion	Short Case
	PE 20.4		Assessment of a normal neonate- reflexes	S	SH	y	Bed side clinics, Skill Lab	Short Case
	PE 20.6		Explain the follow up care for neonates including Breast Feeding, Temperature maintenance, immunization, importance of growth monitoring and red flags	S	SH	y	DOAP session	OSCE
	PE34.14	10-01 PM	Enumerate the common causes of fever and discuss the etiopathogenesis, clinical features, complications and management of fever in children	K	KH	y	Small group discussion	Viva voce
	PE34.15		child with exanthematous illnesses like Measles, Mumps, Rubella & Chicken pox	K	KH	y	Small group discussion	Viva voce
	PE34.16		etiopathogenesis, clinical features, complications and management of child with Diphtheria, Pertussis, Tetanus	K	KH	y	Small group discussion	Viva voce
	PE34.17		child with Typhoid	K	KH	y	Small group discussion	Viva voce
	PE34.18		Dengue, Chikungunya and other vector born diseases	K	KH	y	Small group discussion	Viva voce
	PE15.3		10-01 PM	Calculate the fluid and electrolyte requirement in health	S	SH	y	Bedside clinics, Small group discussion
	PE15.4	Interpret electrolyte report		S	SH	y	Bedside clinics, Small group discussion	OSCE
	PE15.5	Calculate fluid and electrolyte imbalance		S	SH	y	Bedside clinics, Small group discussion	Viva voce OSCE
	PE 29.10	10-01 PM	Elicit, document and present the history related to Hematology	S	SH	y	Bedside clinics, Small group discussion	Short Case / OSCE
	PE 29.11		Identify external markers for hematological disorders e.g.. Jaundice, Pallor, Petechiae purpura, Ecchymosis, Lymphadenopathy, bone tenderness, loss of weight, Mucosal and large joint bleed	S	SH	y	Bedside clinics, Small group discussion	Short Case / OSCE
	PE29.15		Perform and interpret peripheral smear	S	SH	y	DOAP	OSCE

AB..

Reh

↘

WEEK 3	PE21.8	10-01 PM	Elicit, document and present a history pertaining to diseases of the Genitourinary tract	S	SH	y	Bed side clinics, Skill Lab	Short Case
	PE21.9		Identify external markers for Kidney disease, like Failing to thrive, hypertension, pallor, Icthyosis, anasarca	S	SH	y	Bed side clinics, Skill Lab	Short Case / Viva Voce
	PE 23.7	10-01 PM	Elicit appropriate history for a cardiac disease, analyse the symptoms e.g. breathlessness, chest pain, tachycardia, feeding difficulty, failing to thrive, reduced urinary output, swelling, syncope, cyanotic spells, Suck rest cycle, frontal swelling in infants. Document and present	S	SH	y	Bed side clinics, Skill Lab	Short Case / OSCE
	PE 23.8,		Identify external markers of a cardiac disease e.g. Cyanosis, Clubbing, dependent edema, dental caries, arthritis, erythema rash, chorea, subcutaneous nodules, Osler's node, Janeway lesions and document	S	SH	y	Bed side clinics, Skill Lab	Short Case / Viva Voce
	PE 23.9		Record pulse, blood pressure, temperature and respiratory rate and interpret as per the age	S	SH	y	Bed side clinics, Skill Lab	OSCE
	PE24.9	10-01 PM	Elicit, document and present history pertaining to diarrheal diseases	S	SH	y	Bed side clinics, Skill Lab	Short Case / OSCE
	PE24.10		Assess for signs of dehydration, document and present	S	SH	y	Bed side clinics, Skill Lab	OSCE / Short Case
	PE24.11		Apply the IMNCI guidelines in risk stratification of children with diarrheal dehydration and refer	S	SH	y	Bed side clinics, Skill Lab	Viva Voce
	PE26.5	10-01 PM	Elicit document and present the history related to diseases of Gastrointestinal system	S	SH	y	Bed side clinics, Skill Lab	Short Case / OSCE
	PE26.6		Identify external markers for GI and Liver disorders e.g.. Jaundice, Pallor, Gynaecomastia, Spider angioma, Palmar erythema, Icthyosis, Caput medusa, Clubbing, Failing to thrive, Vitamin A and D deficiency	S	SH	y	Bed side clinics, Skill Lab	Short Case / Viva Voce
	PE26.7,29.12		Perform examination of the abdomen, demonstrate organomegaly, ascites etc.	S	SH	y	Bed side clinics, Skill Lab	OSCE / Short Case
	PE 28.9	10-01 PM	Elicit, document and present age appropriate history of a child with upper respiratory problem including Stridor	S	SH	y	Bed side clinics, Skill Lab	Short Case / OSCE
	PE 28.13		Analyse the clinical symptoms and interpret physical findings and make a provisional / differential diagnosis in a child with ENT symptoms	S	SH	y	Bed side clinics, Skill Lab	Short Case / OSCE
	PE 28.15		Stratify risk in children with stridor using IMNCI guidelines	S	SH	y	Bed side clinics, Skill Lab	Short Case / OSCE
	PE30.17	10-01 PM	Elicit document and present an age appropriate history pertaining to the CNS	S	SH	y	Bed side clinics, Skill Lab	Short Case / OSCE
PE30.18	Demonstrate the correct method for physical examination of CNS including identification of external markers. Document and present clinical findings		S	SH	y	Bed side clinics, Skill Lab	OSCE	

AB.

kel

AD

WEEK 4	PE 32.2	10-01 PM	Identify the clinical features of Down's Syndrome	S	SH	y	Bed side clinics, Skill Lab	Short Case / OSCE
	PE 32.7		Identify the clinical features of Turner Syndrome	S	SH	y	Bed side clinics, Skill Lab	Short Case / OSCE
	PE 32.12		Identify the clinical features of Klinefelter Syndrome	S	SH	y	Bed side clinics, Skill Lab	Short Case / OSCE
	PE33.2	10-01 PM	Recognize the clinical signs of Hypothyroidism and refer	S	SH	y	Bed side clinics, Skill Lab	Short Case / OSCE
	PE 33.9	10-01 PM	Perform Sexual Maturity Rating (SMR) and interpret	S	SH	y	Bed side clinics, Skill Lab	Viva Voce
	PE 33.10		Recognize precocious and delayed Puberty and refer	S	SH	y	Bed side clinics, Skill Lab	Viva Voce
	PE 33.11		Identify deviations in growth and plan appropriate referral	S	P	y	Bed side clinics, Skill Lab	Viva Voce / OSCE
	PE33.7	10-01 PM	Perform genital examination and recognize Ambiguous Genitalia and refer appropriately	S	SH	y	Bed side clinics, Skill Lab	Short Case
	PE34.5	10-01 PM	Able to elicit, document and present history of contact with tuberculosis in every patient encounter	S	SH	y	Bed side clinics, Skill Lab	OSCE
	PE34.6		Identify a BCG scar	S	P	y	Bed side clinics, Skill Lab	OSCE
	PE34.7		Interpret a Mantoux test	S	P	y	Bed side clinics, Skill Lab	OSCE
	End of Posting Examination (Theory & Skill Assessment)							


Dr. (Prof.) Jamal Masood

Principal & CMS
Era's Lucknow Medical College & Hospital,
Lucknow





Era's Lucknow Medical College & Hospital, Lucknow
Clinical Posting Schedule - MBBS Phase III Part I Batch 2021-22

DEPARTMENT OF ORTHOPAEDICS

NO. OF STUDENTS - 25
 NO. OF FACULTY - 06

Ref.No. ELMC&H/2024/808


Date 26/03/2024

WEEKS	Competency No	Time	Topic	Domain	Level	Core	TEACHING LEARNING METHOD	ASSESSMENT METHOD
Week 1	OR1.1	10 to 01	Describe and discuss the Principles of pre-hospital care and causality management of a trauma victim including principles of triage	K/S/A/C	K/KH	Y	Small group discussion	Written/Viva Voce OSCE
	OR1.2	10 to 01	Describe and discuss the aetiopathogenesis, clinical features, investigation, and principles of management of shock	K/S/A/C	K/KH	Y	Small group discussion	Written/Viva Voce/OSCE
	OR1.6	10 to 01	Participate as a member in the team for closed reduction of shoulder dislocation/hip dislocation/Knee dislocation	K/S/A/C	SH	Y	Simulation, DOAP session	OSCE
	OR2.1	10 to 01	Describe and discuss the mechanism of injury, clinical features, investigations and plan management of fracture of clavicle	K/S	KH/SH	Y	Small group discussion, Bed side clinic	Written/ Viva Voce/OSCE
	OR2.4	10 to 01	Describe and discuss the mechanism of injury, clinical features, investigations and principles of management of fracture of shaft of humerus and intercondyriar fracture humerus with emphasis on neurovascular deficit	K/S	K/KH	Y	Small group discussion, Bed side clinic	Written/ Viva Voce/ OSCE
	OR2.10	10 to 01	Describe and discuss the aetiopathogenesis, mechanism of injury, clinical features, investigations and principles of management of fractures of proximal femur	K/S/A/C	KH	Y	Small group discussion, Bed side clinic	Written/Vivavoce/OSCE
Week 2	OR2.14	10 to 01	Describe and discuss the a etiopathogenesis, clinical features, Investigation and principles of management of ankle fractures	K/S/C	K/KH	Y	Small group discussion, Bed side clinic	Written/Vivavoce/OSCE
	OR2.15	10 to 01	Plan and interpret the investigations to diagnose complications of fractures like malunion, non-union, infection, compartmental syndrome	K/S	SH	Y	Small group discussion, Bed side clinic	Written/Vivavoce/OSCE
	OR2.16	10 to 01	Describe and discuss the mechanism of injury, clinical features, investigations and principles of management of open fractures with focus on secondary infection prevention and management	K	K/KH	Y	Small group discussion, Bed side clinic	Written/Vivavoce/OSCE
	OR3.1	10 to 01	Describe and discuss the aetiopathogenesis, clinical features, investigations and principles of management of Bone and Joint infections a) Acute Osteomyelitis b) Subacuteosteomyelitis	K/S	K/KH/SH	Y	Small group discussion, Video assisted	Written/Vivavoce/OSCE
	OR3.1	10 to 01	Describe and discuss the aetiopathogenesis, clinical features, investigations and principles of management of Bone and Joint infections c) Acute Suppurative arthritis d) Septic arthritis & HIV infection	K/S	K/KH/SH	Y	Small group discussion, Video assisted	Written/Vivavoce/OSCE
	OR3.1	10 to 01	Describe and discuss the aetiopathogenesis, clinical features, investigations and principles of management of Bone and Joint infections e) Spirochaetal infection f) Skeletal Tuberculosis	K/S	K/KH/SH	Y	Small group discussion, Video assisted	Written/Vivavoce/OSCE

[Handwritten signature]

[Handwritten signature]

Week 3	OR3.2	10 to 01	Participate as a member in team for aspiration of joints under supervision	K/S/A/C	SH	Y	Small group Discussion, DOAP session	Vivavoce/OSCE
	OR3.3	10 to 01	Participate as a member in team for procedures like drainage of abscess, sequestrectomy/saucerisation and arthrotomy	K/S/A/C	SH	Y	DOAP session, Video demonstration	Vivavoce/OSCE
	OR13.1	10 to 01	Participate in a team for procedures in patients and demonstrating the ability to perform on mannequins / simulated patients in the following:	S/A	KH /SH	Y	Case discussion, Video assisted, Small group discussion, Teaching, Skill lab sessions	OSCE
			i. Above elbow plaster					
	OR13.1	10 to 01	Participate in a team for procedures in patients and demonstrating the ability to perform on mannequins / simulated patients in the following	S/A	KH /SH	Y	Case discussion, Video assisted, Small group discussion, Teaching, Skill lab sessions	OSCE
			ii. Below knee plaster					
	OR13.1	10 to 01	Participate in a team for procedures in patients and demonstrating the ability to perform on mannequins / simulated patients in the following	S/A	KH /SH	Y	Case discussion, Video assisted, Small group discussion, Teaching, Skill lab sessions	OSCE
iii. Above knee plaster								
OR13.1	10 to 01	Participate in a team for procedures in patients and demonstrating ability to perform on mannequins / simulated patients in the following	S/A	KH /SH	Y	Case discussion, Video assisted, Small group discussion, Teaching, Skill lab sessions	OSCE	
		iv. Thomas splint						
Week 4	OR13.1	10 to 01	Participate in a team for procedures in patients and demonstrating the ability to perform on mannequins / simulated patients in the following	S/A	KH /SH	Y	Case discussion, Video assisted, Small group discussion, Teaching, Skill lab sessions	OSCE
			v. splinting for long bone fractures					
	OR13.2	10 to 01	Participate in a team for procedures in patients and demonstrating the ability to perform on mannequins / simulated patients in the following	S/A	KH /SH	Y	Case discussion, Video assisted, Small group discussion, Teaching, Skill lab sessions	OSCE
			vi. Strapping for shoulder and clavicle trauma					
	OR13.2	10 to 01	Participate as a member in team for Resuscitation of Poly trauma victim by doing all of the following:	S/A	KH /SH	Y	Case discussion, Video assisted, Small group discussion, Teaching, Skill lab sessions	OSCE
			(a) I.V. access central-peripheral					
			(b) Bladder catheterization					
(c) Endotracheal intubation								
OR13.2	10 to 01	Participate as a member in team for Resuscitation of Polytrauma victim by doing all of the following:	S/A	KH /SH	Y	Case discussion, Video assisted, Small group discussion, Teaching, Skill lab sessions	OSCE	
		(d) Splintage						
		(e) I.V. access central-peripheral						
		(f) Bladder catheterization						
OR3.2	10 to 01	Participate as a member in team for a spiration of joints under supervision	K/S/A/C	SH	Y	Practical, DOAP session, Small group teaching	Vivavoce/OSCE	
		(g) Endotracheal intubation						
								End of Posting Examination (Theory & Skill Assessment)


Dr. (Prof.) Jamal Masood
 Principal & CMS
 Era's Lucknow Medical College & Hospital,
 Lucknow

AB

WKS

Era's Lucknow Medical College & Hospital, Lucknow
Clinical Posting Schedule - MBBS Phase III Part I Batch 2021-22
DEPARTMENT OF COMMUNITY MEDICINE

NO. OF STUDENTS - 25 in a group, posted at a time in Dept.


Ref.No. ELMC&H/2024/208 NO. OF FACULTY - 7 (1 faculty will be available per 8 students for assessment)

Date..... 26/03/2024

WEEKS	Competency No	Time	Topic	Domain	Level	Core	TEACHING LEARNING METHOD	ASSESSMENT METHOD
WEEK 1	CM 2.1 , 3.5	10-1pm	Case distribution and discussion	S/K	SH/KH	Y	SGD	Written (MCQ-Care)
	CM 1.9	10-1pm	Field Visit for Family, Housing, Dietary Survey	S	SH	Y	DOAP	Viva Voce
	CM 2.2	10-1pm	Case Presentation -I (Family)	S	SH	Y	DOAP	Short Case
	CM 3.5	10-1pm	Case Presentation -2 (Housing Standards)	K	KH	Y	SGD	Short Case
	CM 5.2	10-1pm	Case Presentation -3 (Dietary Survey)	S	SH	Y	DOAP	Short Case
	CM 3.5	10-1pm	Case Presentation-4 (Kitchen Hygiene)	K	KH	Y	SGD	Short Case
WEEK 2	CM 3.5	10-1pm	Case Presentation-5 (waste water disposal)	K	KH	Y	SGD	Short Case
	CM 3.2	10-1pm	Visit to Water Treatment Plant	K	KH	Y	SGD	Short Case
	CM 1.9	10-1pm	Visit at RHTC Demonstrate role of effective Communication Skills	S	SH	Y	DOAP	OSCE
	CM 1.10	10-1pm	Visit at RHTC(Demonstrate doctor-patient Relationship)	S	SH	Y	DOAP	OSCE
	CM 2.3	10-1pm	Assessment of barrier to good Health & Health seeking behaviour	S	SH	Y	DOAP	Viva Voce
	CM 3.7	10-1pm	Life cycles of vectors of Public Health Importance, Integrated vector Management	S	SH	Y	SGD	Written , MCQ (CARE)

AS
 Reh

WEEK 3	CM 4.3	10-1pm	Visit to RHTC (Health Promotions & Education Program)	S	SH	Y	DOAP	Viva Voce
	CM 10.7	10-1pm	Visit to MCH Centre (Family welfare Program . Organization, Technical & Operational aspect).	K	KH	Y	SGD	Written, MCQ (CARE)
	CM 8.6	10-1pm	VISIT (Train health worker in diseases surveillance, control & treatment)	S	SH	Y	DOAP	OSCE
	CM 3.3	10-1pm	Diarrheal Diseases & Dehydration along with ORS Skill	K	K	Y	SGD , DOAP	Written(MCQ) (CARE)
	CM 5.4	10-1pm	Dietary Exercises	S	SH	y	DOAP	Written(MCQ) (CARE)
	CM 6.2	10-1pm	Statistical Exercises	S	SH	y	SGD	Written & MCQ (CARE)
	CM 7.9	10-1pm	Application of computers in Epidemiology (using spss, epi info softwares for data enteries)	S	SH	Y	DOAP	OSCE
	CM5.4	10-1pm	Nutritional Exercises	S	SH	Y	DOAP	Viva Voce
	CM 5.2	10-1pm	Nutritional Assessment	S	SH	Y	DOAP	Viva Voce
	CM7.7	10-1pm	Steps in Invetigation, Case (Communicable diseses & its control)	S	SH	Y	DOAP	OSCE
	CM7.6	10-1pm	Need of a screening test (PPV, NPV)	s	SH	Y	SGD	Written (MCQ) OSCE
		10-1pm	Ward Leaving (1 Hr. Theory : 2 Hrs. Skills)	K/S	KH/SH	Y		Written/Viva voce (Theory) /Skill Assessment
WEEK 4	CM 9.2	10-1pm	Epidemiological Exercises (BIRTH RATE, DEATH RATE, etc)	S	SH	Y	SGD	Written & MCQ (CARE)
	CM 10.5	10-1pm	NIS with Cold Chain	K	KH	Y	SGD	MCQ (CARE)
	CM 8.3	10-1pm	Visit to DOTS Centre (Prevention of T.B , NTEP)	k	KH	Y	SGD	Written/ MCQ (CARE)
	CM 8.1 /8.2	10-1pm	Case Distribution and Discussion (NCD and CD)	K	KH	Y	SGD	Written/MCQ (CARE)
	CM 8.1 /8.2	10-1pm	Field Visit for Case	KH	KH	Y	SGD	Written/MCQ (CARE)
	CM 8.2	10-1pm	Case Presentation -2 (HTN/DM)	K	KH	Y	SGD	Vivavoce/Written (MCQ)
	CM 5.3, 10.4	10-1pm	Case Presentation 3 (PEM/Breast Feeding)	K	KH	Y	SGD	MCQ (CARE)
	CM 5.1, 5.3	10-1pm	Case Presentation- 3 (Anaemia in Female)	K	KH	Y	SGD	MCQ (CARE)
	CM 10.5	10-1pm	Case Presentation- 4 (ANC/Immunization)	K	KH	Y	SGD	Written, MCQ (CARE)
	CM 6.3, 6.4	10-1pm	Statistical Exercises	S	SH	Y	SGD	Written, MCQ (CARE)
	10-1pm	LOG BOOK & Manual Checking	K	KH	Y	SGD	Written	
End of Posting Examination (Theory & Skill Assessment)								


Dr. (Prof.) Jamal Masood
 Principal & CMS
 Era's Lucknow Medical College & Hospital,
 Lucknow





Era's Lucknow Medical College & Hospital, Lucknow
Clinical Posting Schedule - MBBS Phase III Part I Batch 2021-22

DEPARTMENT OF DERMATOLOGY

NO. OF STUDENTS - 25

NO. OF FACULTY - 3

Ref.No. ELMC&H/2024/208

Date: 26/03/2024

WEEKS	Competency No	Time	Topic	Domain	Level	Core	TEACHING LEARNING METHOD	ASSESSMENT METHOD
WEEK 1	3.1,3.2	3 hours	Differential diagnosis of psoriasis	S	SH	Y	Bedside clinic	Viva Voce
	9.2	3 hours	Clinical examination of leprosy including neurological examination	S	SH	Y	Bedside clinic	Short Case
	9.3	3 hours	Performance of a slit skin smear	S	KH	Y	DOAP session	OSCE
	11.2	3 hours	Dermatologic manifestations of HIV	S	SH	Y	Bedside clinic	Viva Voce
	12.2	3 hours	Eczema and its differential diagnosis	S	SH	Y	Bedside clinic	Short Case
	12.6	3 hours	Exfoliative dermatitis and its differential diagnosis	S	SH	Y	Bedside clinic	Short Case
WEEK 2	13.1,13.2	3 hours	identify and differentiate bulla from vesicle, nikolsky sign, bulla spread sign	S	SH	Y	Bedside clinic	Short Case
	13.2,13.3	3 hours	Tzanck test, BSA involvement in vessiculobullous disorder	S	SH	Y	Bedside clinic	Short Case
	14.2	3 hours	Urticaria and its differential diagnosis	S	SH	Y	Bedside clinic	Short Case
	14.3	3 hours	Dermographism	S	SH	Y	Bedside clinic	Short Case
	17.1	3 hours	cutaneous signs of vitamin A deficiency	S	SH	Y	Bedside clinic	Viva Voce
End of Posting Examination (Theory & Skill Assessment)								


Dr. (Prof.) Jamal Masood
 Principal & CMS

Era's Lucknow Medical College & Hospital,

Lucknow




Era's Lucknow Medical College & Hospital, Lucknow
Clinical Posting Schedule - MBBS Phase III Part I Batch 2021-22
DEPARTMENT OF PSYCHIATRY

NO. OF STUDENTS - 25
 NO. OF FACULTY - 4

Ref.No. ELMC&H/Z024 / 202
 Date

Date - 26/03/2024

WEEKS	Competency No	Time	Topic	Domain	Level	Core	TEACHING LEARNING METHOD	ASSESSMENT METHOD
WEEK 1	PS3.2	10AM - 1PM	Enumerate, describe and discuss important signs & symptoms of common mental disorders	K	KH	Y	SGD	Viva voce
	PS3.3/3.5	10AM - 1PM	Elicit, present and document a history in patients presenting with a mental disorder, Perform, demonstrate and document a minimal examination	S/A	SH	Y	Bedside clinic, DOAP session	Short Case /OSCE
	PS4.2	10AM - 1PM	Elicit, describe and document clinical features of alcohol and substance use disorders	S	SH	Y	Bedside clinic, DOAP session	Short Case /OSCE
	PS5.2	10AM - 1PM	Enumerate, elicit, describe and document clinical features, positive & Negative Symptoms	S	SH	Y	Bedside clinic, DOAP session	Short Case
	PS6.2/7.2	10AM - 1PM	Enumerate, elicit, describe and document clinical features in patients with bipolar disorders/Depression	S	SH	Y	Bedside clinic, DOAP session	Short Case
	PS8.2	10AM - 1PM	Enumerate, elicit, describe and document clinical features in patients with anxiety disorders	S	SH	Y	Bedside clinic, DOAP session	Short Case
WEEK 2	PS10.2	10AM - 1PM	Enumerate, elicit, describe and document clinical features in patients with somatoform, dissociative and conversion disorders	S	SH	Y	Bedside clinic, DOAP session	Short Case
	PS13.2	10AM - 1PM	Enumerate, elicit, describe and document clinical features in patients with magnitude and etiology of psychosexual and gender identity disorders	S	SH	Y	Bedside clinic, DOAP session	Short Case
	PS14.2	10AM - 1PM	Enumerate, elicit, describe and document clinical features in patients with psychiatric disorders occurring in childhood and adolescence	S	SH	Y	Bedside clinic, DOAP session	Short Case
	PS16.2	10AM - 1PM	Discuss the aetiology and magnitude of psychiatric illness in the elderly	S	SH	Y	Bedside clinic, DOAP session	Short Case
	PS17.1	10AM - 1PM	Enumerate and describe the recognition and clinical presentation of psychiatric emergencies (Suicide, Deliberate Self Harm, Violent behaviour)	K	KH	Y	SGD	Viva voce
End of Posting Examination (Theory & Skill Assessment)								


Dr. (Prof.) Jamal Masood
 Principal & CMS
 Era's Lucknow Medical College & Hospital,
 Lucknow





Era's Lucknow Medical College & Hospital, Lucknow
Clinical Posting Schedule - MBBS Phase III Part I Batch 2021-22
DEPARTMENT OF ENT

NO. OF STUDENTS - 25

NO. OF FACULTY - 2

Ref.No. ELMC&H/2024 / 1802

Date 26/03/2024

WEEKS	Competency No	Time	Topic	Domain	Level	Core	TEACHING LEARNING METHOD	ASSESSMENT METHOD
WEEK 1	EN2.3	10:00-1:00 P.M	Technique of examination of the ear including otoscopy - I	K/S/A	SH	Y	DOAP session, Bedside clinic	OSCE
	EN2.3	10:00-1:00 P.M	Technique of examination of the ear including otoscopy - II	K/S/A	SH	Y	DOAP session, Bedside clinic	OSCE
	EN2.4	10:00-1:00 P.M	Technique of performance and Interpretation of tuning fork tests -I	K/S/A	SH	Y	DOAP session, Bedside clinic	OSCE
	EN2.4	10:00-1:00 P.M	Technique of performance and Interpretation of tuning fork tests -II	K/S/A	SH	Y	DOAP session, Bedside clinic	OSCE
	EN2.8	10:00-1:00 P.M	Technique to perform and interpret pure tone audiogram	K/S	SH	Y	DOAP session, Bedside clinic	OSCE
	EN2.8	10:00-1:00 P.M	Technique to perform and interpret impedance audiogram	K/S	SH	Y	DOAP session, Bedside clinic	OSCE
WEEK 2	EN2.9	10:00-1:00 P.M	Choose correctly and interpret radiological microbiological and histological investigations relevant to the ENT disorders	K/S	SH	Y	Lecture, Small group discussion, DOAP session	Viva voce
	EN2.11	10:00-1:00 P.M	Identify by clinical examination malignant and premalignant ENT diseases	K/S	SH	Y	Lecture, Small group discussion, DOAP session	Viva voce / OSCE
	EN2.12	10:00-1:00 P.M	Counsel and administer informed consent to patient and their families in a simulated environment - I	S/A/C	SH	Y	DOAP session, Bedside clinic	OSCE
	EN2.12	10:00-1:00 P.M	Counsel and administer informed consent to patient and their families in a simulated environment - II	S/A/C	SH	Y	DOAP session, Bedside clinic	OSCE
	EN2.13	10:00-1:00 P.M	Identify, resuscitate and manage ENT emergencies in a simulated environment (Anterior nasal packing)	K/S/A	SH	Y	DOAP session, Bedside clinic	OSCE
	EN2.13	10:00-1:00 P.M	Identify, resuscitate and manage ENT emergencies in a simulated environment (including Tracheostomy, removal of foreign bodies in ear, nose, throat and upper respiratory tract)	K/S/A	SH	Y	DOAP session, Bedside clinic	OSCE

AB

Rohini

↓

WEEK 3	EN2.14	10:00-1:00 P.M	Technique to instilling topical medications into the ear nose and throat in a simulated environment -I	K/S	SH	Y	DOAP session, Bedside clinic	OSCE
	EN2.14	10:00-1:00 P.M	Demonstrate the correct technique to instilling topical medications into the ear nose and throat in a simulated environment - II	K/S	SH	Y	DOAP session, Bedside clinic	OSCE
	EN3.1	10:00-1:00 P.M	Observe and describe the indications for and steps involved in the performance of Otomicroscopic examination in a simulated environment - I	S	KH	N	Lecture, Small group discussion, DOAP session	Viva voce
	EN3.1	10:00-1:00 P.M	Observe and describe the indications for and steps involved in the performance of Otomicroscopic examination in a simulated environment - II	S	KH	N	Lecture, Small group discussion, DOAP session	Viva voce
	EN4.4	10:00-1:00 P.M	Technique to hold, visualize and assess the mobility of the tympanic membrane and its mobility and interpret and diagrammatically represent the findings - I	K/S/A	SH	Y	Clinical, Demonstration	OSCE
	EN4.4	10:00-1:00 P.M	Technique to hold, visualize and assess the mobility of the tympanic membrane and its mobility and interpret and diagrammatically represent the findings - II	K/S/A	SH	Y	Clinical, Demonstration	OSCE
WEEK 4	EN4.9	10:00-1:00 P.M	Technique for syringing wax from the ear in a simulated environment - I	S	SH	Y	DOAP session	OSCE
	EN4.9	10:00-1:00 P.M	Technique for syringing wax from the ear in a simulated environment - II	S	SH	Y	DOAP session	OSCE
	EN4.16	10:00-1:00 P.M	Indications for steps involved in the performance of pure tone audiometry	S	KH	Y	DOAP session	Viva voce
	EN4.17	10:00-1:00 P.M	Enumerate the indications and interpret the results of an audiogram	S	SH	Y	DOAP session	Viva voce
	EN4.50, EN4.51	10:00-1:00 P.M	Indications for and steps involved in tracheostomy, Care of the patient with a tracheostomy	S	KH	Y	DOAP session	Viva voce
End of Posting Examination (Theory & Skill Assessment)								


Dr. (Prof.) Jamal Masood
Principal & CMS

Era's Lucknow Medical College & Hospital,
Lucknow





Era's Lucknow Medical College & Hospital, Lucknow
Clinical Posting Schedule - MBBS Phase III Part I Batch 2021-22
DEPARTMENT OF OPHTHALMOLOGY

NO. OF STUDENTS - 25

NO. OF FACULTY - 3

Ref.No. ELMC&H/2024 / 208

Date 26/03/2024

WEEK	CODE	Topics	DOMAIN	LEVEL	CORE	TEACHING LEARNING METHOD	ASSESSMENT METHOD
WEEK 1	OP6.6	Identify and demonstrate the clinical features and distinguish and diagnose common clinical conditions affecting the anterior chamber	S	SH	Y	DOAP session	Short Case
	OP6.7	Enumerate the clinical features distinguishing the features of hyphema and hypopyon and dd of shallow and deep AC	k/S	SH	Y	DOAP	OSCE
	OP6.1	Describe clinical signs and features of acute iridocyclitis and distinguish from chronic iridocyclitis	K	KH	Y	Small group discussion	Short Case
	OP6.8	Enumerate and choose appropriate investigations for patients of uveitis	K	K/H	Y	Small group discussion	Viva Voce
	OP6.10	Counsel patients with conditions of iris about their diagnosis therapy and prognosis	A/C	S/H	Y	DOAP session	OSCE
	OP4.8	Demonstrate technique of removal of foreign body in cornea in a simulated environment	S	S/H	y	DOAP session	OSCE
WEEK 2	OP4.9	Describe and discuss importance and protocols involved in eye donation	K	K/H	Y	Small group discussion	Viva Voce
	OP4.9	Describe and discuss importance and protocols involved in eye banking	K	K/H	Y	Small group discussion	Viva Voce
	OP4.10	Counsel patients and family about eye donation in a simulated environment	A/C	SH	Y	DOAP session	OSCE
	OP4.9	Counsel patients and family about eye banking in a simulated environment	A/C	SH	Y	DOAP session	OSCE
		Digital tonometry					OSCE
		Irrigation of eyes					OSCE

AB

Kohli

AD

WEEK 3	OP7.3	Demonstrate the correct technique of ocular examination in a patient with cataract	S	S/H	Y	DOAP session	Short Case / OSCE
	OP7.31	Enumerate the types of cataract surgeries and describe the steps	S	S/H	Y	DOAP session	Viva Voce
	OP7.4	Enumerate the intraoperative and post operative complications of ECCE	S	K/H	Y	DOAP session	Viva Voce
	OP7.4	Enumerate the instruments used in cataract surgeries	S	K/H	Y	DOAP session	Viva Voce
	OP7.4	To participate in the team for cataract surgery	S	K/H	Y	DOAP session	OSCE
	OP7.5	Administor informed consent for cataract surgery in a simulated environment	S	S/H	Y	DOAP session	OSCE
WEEK 4	OP7.6	Administor and council for cataract surgery in a simulated environment	S	S/H	Y	DOAP session	OSCE
	OP7.6	Demonstrate the correct technique of a fundus examination features in a normal condition.	S	S/H	Y	DOAP session	Viva Voce
	OP8.3	Demonstrate the correct technique of a fundus examination in condition causing an abnormal retinal exam	S	S/H	Y	DOAP session	Viva Voce
	OP8.3	Demonstrate the correct technique of indirect ophthalmoscopy	S	S/H	Y	DOAP session	Viva Voce
		Ocular bandaging				DOAP session	OSCE
End of Posting Examination (Theory & Skill Assessment)							



Dr. (Prof.) Jamal Masood
Principal & CMS

Era's Lucknow Medical College & Hospital,
Lucknow




Era's Lucknow Medical College & Hospital, Lucknow
Clinical Posting Schedule - MBBS Phase III Part I Batch 2021-22

DEPARTMENT OF ANAESTHESIA


NO. OF STUDENTS - 25

NO. OF FACULTY - 2

Ref.No. ELMC&H/2024/208

Date 26/03/2024

WEEKS	Competency No	Time	Topic	Domain	Level	Core	TEACHING LEARNING	ASSESSMENT METHOD
WEEK 1	AS3.1	10-to 1	Elicit, present and document an appropriate history including medication history in a patient undergoing Surgery as it pertains to a preoperative anaesthetic evaluation	K	KH	Y	Bedside Clinic	Short Case / OSCE
	AS3.3	10-to 1	Demonstrate and document an appropriate clinical examination in a patient undergoing General Surgery	K	KH	Y	Bedside Clinic	Short Case / OSCE
	AS3.6	10-to 1	Choose and write a prescription for appropriate premedications for patients undergoing surgery	K	KH	Y	Bedside Clinic	Short Case / OSCE
	AS6.3	10-to 1	Discuss the common complications encountered by patients in the recovery room, their recognition and principles of management	K	KH	Y	Small group discussion	WRITTEN, MCQ (CARE)
	AS7.2	10-to 1	Enumerate and describe the criteria for admission and discharge of a patient to an ICU	S	SH	Y	Small group discussion	WRITTEN, MCQ (CARE)
End of Posting Examination (Theory & Skill Assessment)								


Dr. (Prof.) Jamal Masood
 Principal & CMS
 Era's Lucknow Medical College & Hospital,
 Lucknow





Era's Lucknow Medical College & Hospital, Lucknow
Clinical Posting Schedule - MBBS Phase III Part I Batch 2021-22

DEPARTMENT OF CASUALTY

NO. OF STUDENTS - 25

NO. OF FACULTY - 3

Ref.No. ELMC&H/2024

1808

Date: 26/03/2024

WEEKS	Competency No	Time	Topic	Domain	Level	Core	TEACHING LEARNING METHOD	ASSESSMENT METHOD
WEEK 1	IM21.1	10-01 PM	Describe the initial approach to the stabilisation of the patient who presents with poisoning	K	KH	Y	Small group discussion	Written/ Viva voce
	IM20.3	10-01 PM	Describe the initial approach to the stabilisation of the patient who presents with snake bite	K	KH	Y	Small group discussion	Written/ Viva voce
	IM20.8	10-01 PM	Describe the diagnosis, initial approach stabilisation and therapy of scorpion envenomation	K	KH	N	Small group discussion	Written/ Viva voce
	IM20.9	10-01 PM	Describe the diagnosis initial approach stabilisation and therapy of bee sting allergy	K	KH	N	Small group discussion	Written/ Viva voce
	PE27.4	10-01 PM	Describe the clinical approach and management of respiratory distress in children	K	KH	Y	Small group discussion	Written/ Viva voce
	PE27.5	10-01 PM	Describe the etio-pathogenesis, clinical approach and management of Shock in children	K	KH	Y	Small group discussion	Written/ Viva voce
WEEK 2	PE27.6	10-01 PM	Describe the etio-pathogenesis, clinical approach and management of Status epilepticus	K	KH	Y	Small group discussion	Written/ Viva voce
	DR9.4	10-01 PM	Enumerate, describe and identify lepra reactions and supportive measures and therapy of lepra reactions	K	KH	Y	Small group discussion	Written/ Viva voce
	DR12.7	10-01 PM	Identify and distinguish fixed drug eruptions and Steven Johnson syndrome from other skin lesion	S	SH	Y	Bedside Clinic	Short Case
	CT2.9	10-01 PM	Perform a systematic examination that establishes the diagnosis and severity that includes measurement of respiratory rate, level of respiratory distress, effort tolerance, breath sounds, added sounds, identification of signs of consolidation pleural effusion and pneumothorax	S	SH	Y	Bed side clinic, DOAP session	Short Case / OSCE
	CT2.9	10-01 PM	Perform a systematic examination that establishes the diagnosis and severity that includes measurement of respiratory rate, level of respiratory distress. effort tolerance, breath sounds, added sounds, identification of signs of consolidation pleural effusion and pneumothorax	S	SH	Y	Bed side clinic, DOAP session	Short Case / OSCE
End of Posting Examination (Theory & Skill Assessment)								

Note - In addition, Students will observe & assist for other cases visiting casualty.

Dr. (Prof.) Jamal Masood
Principal & CMS

Era's Lucknow Medical College & Hospital,
Lucknow

Era's Lucknow Medical College & Hospital, Lucknow
Clinical Posting Schedule - MBBS Phase III Part I Batch 2021-22

Department Of Dentistry

No. of Students- 25


No. of Faculty-4

Date.....

26/03/2024

Ref.No. ELMC&H/2024 / 1808

Week	Competency No.	Time	Topic	Domain	Level	Core	Teaching Learning Method	Assessment Method	
week 1	DE1.1	10 - 1 PM	Enumerate the parts of the tooth	K	K	N	Small group discussion	Viva voce	
	DE1.2		Discuss the role of causative microorganisms in the aetio- pathogenesis of dental caries	K	KH	Y	Small group discussion	Viva voce	
	DE1.3		Identify Dental caries	S	SH	N	Observation, Bed side clinics	Short Case	
	DE1.4		Discuss the role of dental caries as a focus of sepsis	K	KH	Y	Small group discussion	Viva voce	
	DE1.5		Counsel patients with respect to oral hygiene, diet and the direct bearing on systemic health	A/C	SH	Y	DOAP Session	OSCE	
	DE2.1	10 - 1 PM	Discuss the various causes for partial /complete loss of teeth and associated structures	K	K	N	Small group discussion	Viva voce	
	DE2.2		Discuss the local and systemic sequelae of the above	K	KH	Y	Small group discussion	Viva voce	
	DE2.3		Identify complete complement of teeth and identify missing teeth	S	SH	N	Observation, Bed side clinics	Short Case	
	DE2.4		Enumerate common ways of restoring the edentulous state	K	KH	Y	Small group discussion	Viva voce	
	DE2.5		Counsel patients on the importance of restoring missing teeth/tissues with respect to the benefits on oral and systemic health	A/C	SH	Y	DOAP Session	OSCE	
	DE3.1	10 - 1 PM	Aware of malocclusion and the tissues that cause it	K	K	N	Small group discussion	Viva voce	
	DE3.2		Enumerate the impact of malocclusion on aesthetics, health	K	KH	Y	Small group discussion	Viva voce	
	DE3.3		Identify malocclusion	S	SH	N	Observation, Bed side clinics	Short Case	
	DE3.4		Counsel patients with respect to correction of malocclusion and the role it might have on oral health specifically on the TMJ.	A/C	SH	Y	DOAP Session	OSCE	
	DE4.1	10 - 1 PM	Discuss the prevalence of oral cancer and enumerate the common types of cancer that can affect tissues of the oral cavity	K	K	N	Small group discussion	Viva voce	
	DE4.2		Discuss the role of etiological factors in the formation of precancerous /cancerous lesions	K	KH	Y	Small group discussion	Viva voce	
	DE4.3		Identify potential pre-cancerous /cancerous lesions	S	SH	N	Observation, Bed side clinics	Short Case	
	DE4.4		Counsel patients to risks of oral cancer with respect to tobacco, smoking, alcohol and other causative factors.	A/C	SH	Y	DOAP Session	OSCE	
	DE5.1	10 - 1 PM	Enumerate the parts of the tooth and supporting structures	K	K	N	Small group discussion	Viva voce	
	DE5.2		Enumerate the common diseases that affect the periodontium and identify local and systemic causative factors	K	KH	Y	Small group discussion	Viva voce	
	DE5.3		Identify Periodontal disease	S	SH	N	Observation, Bed side clinics	Short Case	
	DE5.4		Discuss the role of Periodontal disease as a focus of sepsis	K	KH	Y	Small group discussion	Viva voce	
	DE5.5		Counsel patients with respect to oral hygiene, diet and the direct bearing on systemic health and vice versa	A/C	SH	Y	DOAP Session	OSCE	
	End of Posting Examination (Theory & Skill Assessment)								


Dr. (Prof.) Jamal Masood
 Principal & CMS
 Era's Lucknow Medical College & Hospital,
 Lucknow

AB