

Era's Lucknow Medical Collage & Hospital, Lucknow
TIME TABLE (PHASE III-PART I) MBBS BATCH 2022 - 23

REF. NO.:ELMC&H/2025/

795

16.1.2025 to 30.11.2025

Date.....

27/02/2025

CLINICAL POSTING SCHEDULE (10:00 AM TO 01:00 PM)

DURATION	WEEKS	ORTHOPAEDICS	PULMONARY MEDICINE	DERMATOLOGY	ANAESTHESIOLOGY(O.T.)	PSYCHIATRY	RADIOLOGY	
WEEKS		2 - Weeks	2 - Weeks	2 - Weeks	2 - Weeks	1 - Weeks	1 - Weeks	
16.1.2025 to 30.1.2025	Week -2	Electives Posting (Block - 1)- Anatomy, Physiology, Biochemistry, Pathology, Microbiology, Pharmacology, Forensic Medicine & Blood Banking						
31.1.2025 to 6.2.2025	Week -1	A1A2B1	B2C1C2	D1D2E1	E2F1F2	S1	S2	
7.2.2025 to 13.2.2025	Week -1	A1A2B1	B2C1C2	D1D2E1	E2F1F2	S2	S1	
14.2.2025 to 20.2.2025	Week -1	S1S2	A1A2B1	B2C1C2	D1D2E1	E2	F1F2	
21.2.2025 to 27.2.2025	Week -1	S1S2	A1A2B1	B2C1C2	D1D2E1	F1F2	E2	
28.2.2025 to 6.3.2025	Week -1	E2F1F2	S1S2	A1A2B1	B2C1C2	D1	D2E1	
7.3.2025 to 13.3.2025	Week -1	E2F1F2	S1S2	A1A2B1	B2C1C2	D2E1	D1	
14.3.2025 to 20.3.2025	Week -1	D1D2E1	E2F1F2	S1S2	A1A2B1	B2	C1C2	
21.3.2025 to 27.3.2025	Week -1	D1D2E1	E2F1F2	S1S2	A1A2B1	C1C2	B2	
28.3.2025 to 3.4.2025	Week -1	B2C1C2	D1D2E1	E2F1F2	S1S2	A1	A2B1	
4.4.2025 to 10.4.2025	Week -1	B2C1C2	D1D2E1	E2F1F2	S1S2	A2B1	A1	
DURATION	WEEKS	MEDICINE	SURGERY	OBST & GYNAE	PAEDIATRICS	COMMUNITY MEDICINE	ENT	OPHTHALMOLOGY
WEEKS		4 - Weeks	4 - Weeks	4 - Weeks	4 - Weeks	4 - Weeks	4 - Weeks	4 - Weeks
11.4.2025 to 7.5.2025	Week -4	A1A2	B1B2	C1C2	D1D2	E1E2	F1F2	S1S2
8.5.2025 to 15.5.2025	FIRST TERMINAL EXAMINATION - (MEDICINE, SURGERY, OBST. & GYNAECOLOGY, PAEDIATRICS, ENT and OPTHALMOLOGY (THEORY))							
16.5.2025 to 10.6.2025	Week -4	S1S2	A1A2	B1B2	C1C2	D1D2	E1E2	F1F2
11.6.2025 to 16.6.2025	FIRST TERMINAL EXAMINATION - (FORENSIC MEDICINE, COMMUNITY MEDICINE (THEORY & PRACTICAL))							
17.6.2025 to 12.7.2025	Week -4	F1F2	S1S2	A1A2	B1B2	C1C2	D1D2	E1E2
13.7.2025 to 7.8.2025	Week -4	E1E2	F1F2	S1S2	A1A2	B1B2	C1C2	D1D2
8.8.2025 to 2.9.2025	Week -4	D1D2	E1E2	F1F2	S1S2	A1A2	B1B2	C1C2
3.9.2025 to 10.9.2025	SECOND TERMINAL EXAMINATION - (MEDICINE, SURGERY, OBST. & GYNAECOLOGY, PAEDIATRICS, ENT and OPTHALMOLOGY (THEORY))							
11.9.2025 to 6.10.2025	Week -4	C1C2	D1D2	E1E2	F1F2	S1S2	A1A2	B1B2
7.10.2025 to 1.11.2025	Week -4	B1B2	C1C2	D1D2	E1E2	F1F2	S1S2	A1A2
6.11.2025 to 14.11.2025	PRE PROFESSIONAL EXAMINATION - (FORENSIC MEDICINE, COMMUNITY MEDICINE (THEORY & PRACTICAL))							
20.11.2025 to 30.11.2025	PROFESSIONAL EXAMINATION - (FORENSIC MEDICINE, COMMUNITY MEDICINE (THEORY & PRACTICAL))							
BATCH DISTRIBUTION								
BATCH A1 Sr.No. 1 to 9		BATCH A2 Sr.No. 10 to 18		BATCH B1 Sr.No. 19 to 27		BATCH B2 Sr.No. 28 to 36		BATCH C1 Sr.No. 37 to 46
BATCH C2 Sr.No. 47 to 55		BATCH D1 Sr. No.56 to 63		BATCH D2 Sr.No.. 64 to 71		BATCH E1 Sr.No. 72 to 79		BATCH E2 Sr.No. 80 to 87
BATCH F1 Sr.No. 88 to 95		BATCH F2 Sr.No. 96 to 103		BATCH S1 Sr. No. 104 to 127		BATCH S2 Sr. No. 128 to 149		

Dr. (Prof.) Jamal Masood
Principal & CMS

Era's Lucknow Medical College & Hospital,
Lucknow

Distribution:
 1. P.S. to Hon'ble Chancellor 2. P.S. to Hon'ble Pro-Chancellor 3. P.S. to Hon'ble Vice Chancellor
 4. Concerned Department 5. Medical Education Dept. 6. Controller of Examination 7. Asst.Registrar
 8. Attendance Section, 9. Examination Cell, 10. Care Clerk 10. Notice Board : College/ Hostel (Boys & Girls), 11. Notice File.

Era's Lucknow Medical Collage & Hospital, Lucknow

Clinical Posting Schedule MBBS Phase 3 Part 1 (Batch 2022-23)

DEPARTMENT OF MEDICINE

Ref. No. ELMKH/2025/796

No. of Faculty:- 03

No. of Students:- 30

Date 27/2/25

WEEKS	Day	Time	Competency No	Topic	Domain	Level	Core	TEACHING LEARNING METHOD	ASSESSMENT METHOD
WEEK 1	1	10 AM - 01 PM	IM1.10	History taking in cardiovascular system	S	SH	Y	Bedside clinic	Skill assessment
	2	10 AM - 01 PM	IM1.11	Examination of cardiovascular system	S	SH	Y	Bedside clinic, DOAP session	Skill assessment
	3	10 AM - 01 PM	IM26.1,IM26.4,IM26.6,	Role of physician-Professional qualities and role, role in health care system, role and responsibility to society and community role of autonomy and shared responsibility	K	KH	Y	Small group discussion	Written/ Viva voce
	4	10 AM - 01 PM	IM26.3,IM26.5,IM26.7	Role of beneficence,non-maleficence and justice as guiding principal in patient care	K	KH	Y	Small group discussion	Written/ Viva voce
	5	10 AM - 01 PM	IM26.9,IM26.10,IM26.11	Medico legal, socio cultural and ethical issues pertaining to- rights, equity and justice in access to health care;- confidentiality in patient care; patient autonomy- patient rights and shared responsibility in health care	K	KH	Y	Small group discussion	Written/ Viva voce
	6	10 AM - 01 PM	IM26.20,IM26.21,IM26.22	Communication with the patient- respect, non-threatening, non- judgmental, empathetic. Respect for privacy, confidentiality in patient care.	K	KH	Y	Small group discussion	Written/ Viva voce
WEEK 2	1	10 AM - 01 PM	IM1.26	Heart failure due to DCMP	S	SH	Y	Bedside clinic, Skill assessment, Small group discussion	Bedside clinic/ Skill assessment/written
	2	10 AM - 01 PM	IM1.28,IM1.29	Heart failure due to constrictive pericarditis & pericardial diseases	K	KH	Y	Bedside clinic, Small group discussion	Bedside clinic/ Skill assessment/written
	3	10 AM - 01 PM	IM1.28	Congenital heart disease	K	KH	Y	Bedside clinic, Small group discussion	Bedside clinic/ Skill assessment/written
	4	10 AM - 01 PM	IM1.10	Approach to a case of Heart failure	S	SH	Y	Bedside clinic	Skill assessment
	5	10 AM - 01 PM	IM2.6	Coronary Artery Disease	S	SH	Y	Bedside clinic, DOAP session	Skill assessment
	6	10 AM - 01 PM	IM18.5	Examination of Motor System	S	SH	Y	Bedside clinic, DOAP session	Skill assessment

A.

↓

WEEK 3	1	10 AM - 01 PM	IM18.5	Examination of Sensory System	S	SH	Y	Bedside clinic, DOAP session	Skill assessment
	2	10 AM - 01 PM	IM	Male Urinary Catheterisation(skill)					Skill assessment
	3	10 AM - 01 PM	IM	Female Urinary Catheterisation(skill)					Skill assessment
	4	10 AM - 01 PM	IM18.5	Examination of Higher Mental Function	S	SH	Y	Bedside clinic, DOAP session	Skill assessment
	5	10 AM - 01 PM	IM18.5	Examination of Cranial Nerve	S	SH	Y	Bedside clinic, DOAP session	Skill assessment
	6	10 AM - 01 PM	IM3.4	History taking & Examination of Respiratory system in reference of pneumonia	S	SH	Y	Bedside clinic, DOAP session	Skill assessment
WEEK 4	1	10 AM - 01 PM	IM26.19,IM26.24,IM26.25,IM26.26,IM26.27	Ability to work in a team of peers and superiors. Responsibility and work ethnics; respect for patients, team members, superiors and health care workers.Maintenance and correct use of medical records. Personal grooming-adequate and appropriate	S	SH	Y	Bedside clinic, DOAP session	Skill assessment/ Viva voce
	2	10 AM - 01 PM	IM26.18	Physician-patient and physician industry relationship- Medico-legal, socio- cultural and ethical issues	K	KH	Y	Small group discussion	Written/ Viva voce
	3	10 AM - 01 PM	IM26.13	Consent- Emergency, Procedures, Dependent/ incapable to give consent- Medico- legal , socio- cultural and ethical issues.	K	KH	Y	Small group discussion	Written/ Viva voce
	4	10 AM - 01 PM		Blood Transfusion (skill)					
	5	10 AM - 01 PM	IM18.3,IM18.4	Approach to a case of Quadriplegia	S	SH	Y	Bedside clinic	Skill assessment
	6	10 AM - 01 PM	IM16.4	Abdominal System History Taking: Dysphagia, Abdominal pain and Vomiting	S	SH	Y	Bedside clinic, Skills lab	Skill assessment
		10 AM - 01 PM		End of Posting Examination (Theory & Skill Assessment)					



Dr. (Prof.) Jamal Masood
Principal & CMS
Era's Lucknow Medical College & Hospital,
Lucknow



Era's Lucknow Medical Collage & Hospital, Lucknow

Clinical Posting Schedule MBBS Phase 3 Part 1 (Batch 2022-23)

DEPARTMENT OF SURGERY

Ref. No. ELMCH/2025/796

No. of Faculty:- 03

No. of Students:- 30

Date 27/02/25

WEEKS	Day	Time	Competency No	Topic	Domain	Level	Core	TEACHING LEARNING METHOD	ASSESSMENT METHOD
WEEK 1	1	10 AM - 01 PM	SU12.2, SU 12.3	Methods of estimation, replacement of fluid and electrolytes requirements and methods of providing nutritional support	K	KH	Y	Bedside Clinic	Written (MCQs / OSCE)
	2	10 AM - 01 PM	SU5.2	Elicit, document and present a history in a patient presenting with wounds	K	KH	Y	Small Group Discussion	Written (MCQs / OSCE)
	3	10 AM - 01 PM	SU5.2	Elicit, document and present a history in a patient presenting with wounds - Sinus /Fistula	K	KH	Y	Small Group Discussion	Written (MCQs / OSCE)
	4	10 AM - 01 PM	SU18.3	Describe and demonstrate the clinical examination of surgical patient including swelling and order relevant investigation for diagnosis. Describe and discuss appropriate treatment pain	S	SH	Y	Bedside Clinic	Skill assessment
	5	10 AM - 01 PM	SU17.10	Demonstrate Airway maintenance. Recognize and manage tension pneumothorax, hemothorax and flail chest in simulated environment	S	SH	Y	DOAP session	Skill assessment Long book
	6	10 AM - 01 PM	SU 22.3	Demonstrate and document the correct clinical examination of thyroid swellings and discus the differential and their management	S	SH	Y	Bedside clinic	Skill assessment
WEEK 2	1	10 AM - 01 PM	SU 25.5	Demonstrate the correct technique to palpate the breast for breast swelling in a mannequin or equivalent	S	SH	Y	DOAP session	Skill assessment
	2	10 AM - 01 PM	SU 27.2	Demonstrate the correct examination of the vascular system and enumerate and describe the investigation of vascular disease	S	SH	Y	DOAP session	Skill assessment
	3	10 AM - 01 PM	SU 27.8	Demonstrate the correct examination of the lymphatic system	K	KH	Y	Demonstration	Written (MCQs / OSCE)
	4	10 AM - 01 PM	SU 28.2	Demonstrate the correct technique to examine the patient with hernia and identify different types of hernias.	S	SH	Y	Bedside Clinic	Skill assessment
	5	10 AM - 01 PM	SU 29.10, 14.4	Demonstrate a digital rectal examination of the prostate in a mannequin or equivalent, Demonstrate the techniques of asepsis and suturing in a simulated environment	S	SH	Y	DOAP session	Skill assessment
	6	10 AM - 01 PM	SU 14.4	SKILL - BASIC SUTURING Demonstrate the techniques of asepsis and suturing in a simulated environment				SKILL LAB	

H.

								SKILL LAB	OSCE
WEEK 3	1	10 AM - 01 PM		SKILL - ASSESSMENT					
	2	10 AM - 01 PM	SU28.18	Describe and demonstrate clinical examination of abdomen - Acute Abdomen	S	SH	Y	Bedside Clinic	Skill assessment
	3	10 AM - 01 PM	SU28.18	Describe and demonstrate clinical examination of abdomen - pain and / lump in Rt. Hypochondrium	S	SH	Y	Bedside Clinic	Skill assessment
	4	10 AM - 01 PM	SU28.18	Describe and demonstrate clinical examination of abdomen - of pain and /lump epigastrium	S	SH	Y	Bedside Clinic	Skill assessment
	5	10 AM - 01 PM	SU28.18	Describe and demonstrate clinical examination of abdomen - pain and /lump lumbar region	S	SH	Y	Bedside Clinic	Skill assessment
	6	10 AM - 01 PM	SU28.18	Describe and demonstrate clinical examination of abdomen - pain and /lump Rt iliac region	S	SH	Y	Bedside Clinic	Skill assessment
WEEK 4	1	10 AM - 01 PM	SU28.18	Describe and demonstrate clinical examination of abdomen - pain and / lump Umbilical region	S	SH	Y	Bedside Clinic	Skill assessment
	2	10 AM - 01 PM	SU28.18	Describe and demonstrate clinical examination of abdomen - pain and / lump Hypogastrum	S	SH	Y	Bedside Clinic	Skill assessment
	3	10 AM - 01 PM	SU28.18	Describe and demonstrate clinical examination of abdomen - Obstructive Jaundice	S	SH	Y	Bedside Clinic	Skill assessment
	4	10 AM - 01 PM	SU 18.3	SKILL - Incision & Drainage of superficial abscess				SKILL LAB	OSCE
	5	10 AM - 01 PM		SKILL- ASSESSMENT				SKILL LAB	OSCE
	6	10 AM - 01 PM		Ward Leaving Viva					



Dr. (Prof.) Jamal Masood
 Principal & CMS
 Era's Lucknow Medical College & Hospital,
 Lucknow



Era's Lucknow Medical Collage & Hospital, Lucknow

Clinical Posting Schedule MBBS Phase 3 Part 1 (Batch 2022-23)

DEPARTMENT OF OBST & GNAECOLOGY

No. of Faculty:- 03

No. of Students:- 30

Reg. No. - ELMLKH/2025/790

Date 27/02/25 -

WEEKS	Day	Time	Competency No	Topic	ACTIVITY	ASSESSMENT	LOGBOOK ENTRY
WEEK 1	1	10 AM - 01 PM	OG6.1	Describe, discuss and demonstrate the clinical features of pregnancy, derive and discuss its differential diagnosis, elaborate the principles underlying and interpret pregnancy tests	Bedside clinics	Skill assessment	CASE ENTRY & PRESENTATION
	2	10 AM - 01 PM	OG8.1	Enumerate, describe and discuss the objectives of antenatal care, assessment of period of gestation; screening for high-risk factors.	Bedside clinics	Skill assessment	CASE ENTRY & PRESENTATION
	3	10 AM - 01 PM	OG8.3	Describe, demonstrate, document and perform an obstetrical examination including a general and abdominal examination and clinical monitoring of maternal and fetal well-being;	DOAP session	Skill assessment	CASE ENTRY & PRESENTATION
		10 AM - 01 PM	OG8.4	Describe and demonstrate clinical monitoring of maternal and fetal well-being	DOAP session	Written and Viva voice	REFLECTION
	4	10 AM - 01 PM	OG10.1	Define, classify and describe the aetiology, pathogenesis, clinical features, ultrasonography, differential diagnosis and management of antepartum haemorrhage in pregnancy	Bedside clinic	Skill assessment	CASE ENTRY & PRESENTATION
	5	10 AM - 01 PM	OG12.1	Define, classify and describe the etiology and pathophysiology, early detection, investigations; principles of management of hypertensive disorders of pregnancy and eclampsia, complications of eclampsia.	Bedside clinic	Skill assessment	CASE ENTRY & PRESENTATION
	6	10 AM - 01 PM	OG8.2	Elicit document and present an obstetric history including menstrual history, last menstrual period, previous obstetric history, comorbid conditions, past medical history and surgical history	Bedside clinics	Skill assessment	CASE ENTRY & PRESENTATION




WEEK 2	1	10 AM - 01 PM	OG8.5	Describe and demonstrate pelvic assessment in a model	DOAP session	VIVA	REFLECTION
	2	10 AM - 01 PM	OG35.15	Demonstrate the correct technique to insert and remove an IUD in a simulated/ supervised environment	DOAP session	Skill assessment	CASE ENTRY & PRESENTATION
		10 AM - 01 PM	OG19.4	Enumerate the indications for, describe the steps in and insert and remove an intrauterine device in a simulated environment	DOAP session	Skill assessment	REFLECTION
	3	10 AM - 01 PM	OG35.16	Diagnose and provide emergency management of antepartum and postpartum hemorrhage in a simulated / guided environment	DOAP session	Skill assessment	CASE ENTRY & PRESENTATION
	4	10 AM - 01 PM	OG12.2	Define, classify and describe the etiology, pathophysiology, diagnosis, investigations, adverse effects on the mother and foetus and the management during pregnancy and labor, and complications of anemia in pregnancy	Bedside clinic	Skill assessment	CASE ENTRY & PRESENTATION
	5	10 AM - 01 PM	OG13.4	Demonstrate the stages of normal labor in a simulated environment / mannequin and counsel on methods of safe abortion.	DOAP session	Skill assessment	CASE ENTRY & PRESENTATION
6	10 AM - 01 PM	OG13.5	Observe and assist the conduct of a normal vaginal delivery	DOAP session	VIVA & OSCE	REFLECTION	
WEEK 3	1	10 AM - 01 PM	OG35.7	Obtain informed consent for any examination / procedure	Bedside clinics	Viva voice	CASE ENTRY
		10 AM - 01 PM	OG35.12	Obtain a PAP smear in a stimulated environment	DOAP session	Skill assessment	REFLECTION
	2	10 AM - 01 PM	OG29.1	Describe and discuss the etiology; pathology; clinical features; differential diagnosis; investigations; principles of management, complications of fibroid uterus	Bedside clinics	Viva voice	CASE ENTRY & PRESENTATION
	3	10 AM - 01 PM	OG35.1	Obtain a logical sequence of history, and perform a humane and thorough clinical examination, excluding internal examinations (perrectal and per-vaginal)	Bedside clinics	OSCE/ Skill assessment	CASE ENTRY & PRESENTATION
	4	10 AM - 01 PM	OG28.1	Describe and discuss the common causes, pathogenesis, clinical features, differential diagnosis; investigations; principles of management of infertility – methods of tubal patency, ovulation induction, assisted reproductive techniques	Bedside clinics	Viva /Written exam	CASE ENTRY & PRESENTATION
	5	10 AM - 01 PM	OG35.4	Demonstrate interpersonal and communication skills befitting a physician in order to discuss illness and its outcome with patient and family	Bedside clinics	Viva voice	REFLECTION
6	10 AM - 01 PM	OG35.17	Demonstrate the correct technique of urinary catheterisation in a simulated/ supervised environment	DOAP session	Skill assessment	CASE ENTRY	

AS

AD

WEEK 4	1	10 AM - 01 PM	OG27.4	Describe and discuss the etiology, pathology, clinical features, differential diagnosis, investigations, management and long term implications of Pelvic Inflammatory Disease	Small group discussion	Viva voice	CASE ENTRY & PRESENTATION
	2	10 AM - 01 PM	OG9.2	Describe the steps and observe/ assist in the performance of an MTP evacuation	DOAP session	Viva voice	REFLECTION
	3	10 AM - 01 PM	OG35.6	Demonstrate ethical behavior in all aspects of medical practice.	Bedside clinics	Viva voice	CASE PRESENTATION
	4	10 AM - 01 PM	OG33.3	Describe and demonstrate the screening for cervical cancer in a simulated environment	DOAP session	Skill assessment	REFLECTION
	5	10 AM - 01 PM	OG33.4	Enumerate the methods to prevent cancer of cervix including visual inspection with acetic acid (VIA), visual inspection of cervix with Lugol's iodine (VILI), pap smear and colposcopy	Bedside clinics	Skill assessment	REFLECTION
	6	10 AM - 01 PM	End of Posting Examination (Theory & Skill Assessment)				



Dr. (Prof.) Jamal Masood
Principal & CMS

Era's Lucknow Medical College & Hospital,
Lucknow



Era's Lucknow Medical Collage & Hospital, Lucknow

Clinical Posting Schedule MBBS Phase 3 Part 1 (Batch 2022-23)

DEPARTMENT OF PEDIATRICS

No. of Faculty:- 03

No. of Students:- 30

date 27/2/28 -

Reg. No. LMC24/2025/796

WEEKS	Time	Competency No	Topic	Domain	Level	Core	TEACHING LEARNING METHOD	ASSESSMENT METHOD
WEEK 1	10 AM - 01 PM	PE 1.3,2,5	Discuss and describe the methods of assessment of growth including use of WHO and Indian national standards. Enumerate the parameters used for assessment of physical growth in infants, children and adolescents ,	K	KH	Y	Small group discussion	Viva voce
			(Bed Side Skill) PE1.4 Perform anthropometry measurement and document and growth charts & Interpret	S	SH	Y	Bedside clinics, Skill lab	Short Case
	10 AM - 01 PM	PE2.2	Assessment of a child with failing to thrive including eliciting an appropriate history and examination	S	SH	Y	Bedside clinics,	Short Case
		PE10.3	Assessment of a patient with SAM and MAM, diagnosis, classification and planning management including hospital and community based intervention, rehabilitation and prevention	S	SH	Y	Bedside clinics,	Short Case
		PE 10.5	Counsel parents of children with SAM and MAM	S	SH	Y	Bedside clinics, DOAP	OSCE
	10 AM - 01 PM	PE1.6	Discuss the methods of assessment of development	K	KH	Y	Small group discussion	Viva voce
		PE1.7	(Bed Side Skill) Perform Developmental assessment and interpret	K	P	N	Bedside clinics, Skills Lab	OSCE
		PE 3.3	Assessment of a child with developmental delay - Elicit document and present history	S	SH	y	Bedside clinics,	Short Case
		PE 3.4	Counsel a parent of a child with developmental delay	S	SH	y	DOAP, Bedside clinics	OSCE
	10 AM - 01 PM	PE 6.8	Respecting patient privacy and maintaining confidentiality while dealing with adolescence	A	SH	y	DOAP, Bedside clinics	OSCE
		PE 6.9	Perform routine Adolescent Health check up including eliciting history, performing examination including SMR (Sexual Maturity Rating), growth assessments (using Growth charts) and systemic exam including thyroid and Breast exam and the HEADSS screening	S	SH	y	Bedside clinics	Short Case
	10 AM - 01 PM	PE 7.5	(Bed Side Skill) Observe the correct technique of breast feeding and distinguish right from wrong	S	P	Y	Bedside clinics, Skills Lab	OSCE
		PE7.7	Perform breast examination and identify common problems	S	SH	y	Bedside clinics, Skills Lab	OSCE
		PE7.9	Educate and counsel mothers for best practices in Breast feeding	A/C	SH	y	DOAP, Bedside clinics	OSCE
		PE7.10	Respects patient privacy	A	SH	y	DOAP, Bedside clinics	OSCE
	10 AM - 01 PM	PE 16.2	Assess children <2 months using IMNCI Guidelines	S	SH	y	DOAP, Bedside clinics	Short Case
		PE 16.3	Assess children >2 to 5 years using IMNCI guidelines and Stratify Risk	S	SH	y	DOAP, Bedside clinics	Short Case

AB.

AD

WEEK 2	10 AM - 01 PM	PE 18.6	Perform Postnatal assessment of newborn and mother, provide advice on breast feeding, weaning and on family planning	S	SH	y	Bed side clinics, Skill Lab	OSCE / Short-Case
		PE 18.7	Educate and counsel caregivers of children	A	SH	y	Postnatal ward(Bedside) standardized patient	OSCE
	10 AM - 01 PM	PE 20.4	Assessment of a normal neonate	S	SH	y	Bed side clinics, Skill Lab	Short Case
		PE 20.5	Counsel / educate mothers on the care of neonates	A/C	SH	y	DOAP, Bedside clinics	OSCE
	10 AM - 01 PM	PE 20.2	Explain the care of a normal neonate	K	KH	y	Small group discussion	Short-Case
		PE 20.4	Assessment of a normal neonate- reflexes	S	SH	y	Bed side clinics, Skill Lab	Short Case
		PE 20.6	Explain the follow up care for neonates including Breast Feeding, Temperature maintenance, immunization, importance of growth monitoring and red flags	S	SH	y	DOAP session	OSCE
	10 AM - 01 PM	PE34.14	Enumerate the common causes of fever and discuss the etiopathogenesis, clinical features, complications and management of fever in children	K	KH	y	Small group discussion	Viva voce
		PE34.15	child with exanthematous illnesses like Measles, Mumps, Rubella & Chicken pox	K	KH	y	Small group discussion	Viva voce
		PE34.16	etiopathogenesis, clinical features, complications and management of child with Diphtheria, Pertussis, Tetanus	K	KH	y	Small group discussion	Viva voce
		PE34.17	child with Typhoid	K	KH	y	Small group discussion	Viva voce
		PE34.18	Dengue, Chikungunya and other vector born diseases	K	KH	y	Small group discussion	Viva voce
	10 AM - 01 PM	PE 29.10	Elicit, document and present the history related to Hematology	S	SH	y	Bedside clinics, Small group discussion	Short Case / OSCE
		PE 29.11	Identify external markers for hematological disorders e.g.. Jaundice, Pallor, Petechiae purpura, Ecchymosis, Lymphadenopathy, bone tenderness, loss of weight, Mucosal and large joint bleed	S	SH	y	Bedside clinics, Small group discussion	Short Case / OSCE
		PE29.15	Perform and interpret peripheral smear	S	SH	y	DOAP	OSCE

WEEK 3

10 AM - 01 PM	PE21.8	Elicit, document and present a history pertaining to diseases of the Genitourinary tract	S	SH	y	Bed side clinics, Skill Lab	Short Case
	PE21.9	Identify external markers for Kidney disease, like Failing to thrive, hypertension, pallor, Ichthyosis, anasarca	S	SH	y	Bed side clinics, Skill Lab	Short Case / Viva Voce
10 AM - 01 PM	PE 23.7	Elicit appropriate history for a cardiac disease, analyse the symptoms e.g. breathlessness, chest pain, tachycardia, feeding difficulty, failing to thrive, reduced urinary output, swelling, syncope, cyanotic spells, Suck rest cycle, frontal swelling in infants. Document and present	S	SH	y	Bed side clinics, Skill Lab	Short Case / OSCE
	PE 23.8,	Identify external markers of a cardiac disease e.g. Cyanosis, Clubbing, dependent edema, dental caries, arthritis, erythema rash, chorea, subcutaneous nodules, Osler's node, Janeway lesions and document	S	SH	y	Bed side clinics, Skill Lab	Short Case / Viva Voce
	PE 23.9 PE 27.19 PE 27.21	Record pulse, blood pressure, temperature and respiratory rate and interpret as per the age, (Bed Side Skill) Check for signs of shock that is pulse blood pressure CRT ,(Bed Side Skill) Choose the type of fluid and calculate the fluid requirement in shock	S	SH	y	Bed side clinics, Skill Lab	OSCE
10 AM - 01 PM	PE24.9	Elicit, document and present history pertaining to diarrheal diseases	S	SH	y	Bed side clinics, Skill Lab	Short Case / OSCE
	PE24.10 PE27.23	Assess for signs of dehydration, document and present, (Bed Side Skill) Assess for signs of severe dehydration	S	SH	y	Bed side clinics, Skill Lab	OSCE / Short Case
	PE24.11	Apply the IMNCI guidelines in risk stratification of children with diarrheal dehydration and refer	S	SH	y	Bed side clinics, Skill Lab	Viva Voce
10 AM - 01 PM	PE26.5	Elicit document and present the history related to diseases of Gastrointestinal system	S	SH	y	Bed side clinics, Skill Lab	Short Case / OSCE
	PE26.6	Identify external markers for GI and Liver disorders e.g.. Jaundice, Pallor, Gynaecomastia, Spider angioma, Palmar erythema, Ichthyosis, Caput medusa, Clubbing, Failing to thrive, Vitamin A and D deficiency	S	SH	y	Bed side clinics, Skill Lab	Short Case / Viva Voce
	PE26.7,29.12	Perform examination of the abdomen, demonstrate organomegaly, ascites etc.	S	SH	y	Bed side clinics, Skill Lab	OSCE / Short Case
10 AM - 01 PM	PE 28.9	Elicit, document and present age appropriate history of a child with upper respiratory problem including Stridor	S	SH	y	Bed side clinics, Skill Lab	Short Case / OSCE
	PE 28.13	Analyse the clinical symptoms and interpret physical findings and make a provisional / differential diagnosis in a child with ENT symptoms	S	SH	y	Bed side clinics, Skill Lab	Short Case / OSCE
	PE 28.15	Stratify risk in children with stridor using IMNCI guidelines	S	SH	y	Bed side clinics, Skill Lab	Short Case / OSCE
10 AM - 01 PM	PE30.17	Elicit document and present an age appropriate history pertaining to the CNS,	S	SH	y	Bed side clinics, Skill Lab	Short Case / OSCE
	PE30.18	Demonstrate the correct method for physical examination of CNS including identification of external markers. Document and present clinical findings	S	SH	y	Bed side clinics, Skill Lab	OSCE

WEEK 4	10 AM - 01 PM	PE 32.2	Identify the clinical features of Down's Syndrome	S	SH	y	Bed side clinics, Skill Lab	Short Case / OSCE
		PE 32.7	Identify the clinical features of Turner Syndrome	S	SH	y	Bed side clinics, Skill Lab	Short Case / OSCE
		PE 32.12	Identify the clinical features of Klinefelter Syndrome	S	SH	y	Bed side clinics, Skill Lab	Short Case / OSCE
		PE 27.28:	(SKILL LAB) Provide BLS for children in manikin					
	10 AM - 01 PM	PE33.2	Recognize the clinical signs of Hypothyroidism and refer	S	SH	y	Bed side clinics, Skill Lab	Short Case / OSCE
	10 AM - 01 PM	PE 33.9	Perform Sexual Maturity Rating (SMR) and interpret	S	SH	y	Bed side clinics, Skill Lab	Viva Voce
		PE 33.10	Recognize precocious and delayed Puberty and refer	S	SH	y	Bed side clinics, Skill Lab	Viva Voce
		PE 33.11	(Bed Side Skill) Identify deviations in growth and plan appropriate referral	S	P	y	Bed side clinics, Skill Lab	Viva Voce / OSCE
		PE33.7	Perform genital examination and recognize Ambiguous Genitalia and refer appropriately	S	SH	y	Bed side clinics, Skill Lab	Short Case
	10 AM - 01 PM		Drugs Vaccines & Instruments					
	10 AM - 01 PM	PE34.5	Able to elicit, document and present history of contact with tuberculosis in every patient encounter	S	SH	y	Bed side clinics, Skill Lab	OSCE
		PE34.6	(Bed Side Skill) Identify a BCG scar	S	P	y	Bed side clinics, Skill Lab	OSCE
		PE34.7 PE34.11	(Bed Side Skill) Interpret a Mantoux test, Perform AFB staining	S	P	y	Bed side clinics, Skill Lab	OSCE
	10 AM - 01 PM		(Skill Lab) PE 24.16: Perform IV cannulation in a model PE 24.17: Perform interosseous insertion model PE 27.20: Secure an IV access in a simulated environment. Setting up Pediatric IV infusion and calculating drip-rate. (Please inform 3 Days before for smooth conduct Skill to UG Coordinator & Concerned Faculty and letter should be send to Skill, Lab, Medical Education Dept.)					
10 AM - 01 PM	End of Posting Examination (Theory & Skill Assessment)							



Dr. (Prof.) Jamal Masood
Principal & CMS
Era's Lucknow Medical College & Hospital,
Lucknow



Era's Lucknow Medical Collage & Hospital, Lucknow

Clinical Posting Schedule MBBS Phase 3 Part 1 (Batch 2022-23)

DEPARTMENT OF COMMUNITY MEDICINE

No. of Faculty:- 03

No. of Students:- 30

Reg. No. - 22012H/2025/796


Date 27/2/25

WEEKS	Day	Time	Competency No	Topic	Domain	Level	Core	SUGGESTED TEACHING LEARNING METHOD	SUGGESTED ASSESSMENT METHOD	Venue
WEEK 1	Day - 1	10 AM - 01 PM	CM 5.2, 5.4	Nutritional Exercises & Dietary Exercises with Dietary Survey	S	SH	Y	Demonstration	Written/Viva-voce	Department
	Day - 2	10 AM - 01 PM	CM 2.1, 3.5	Case distribution and discussion	S/K	SH/KH	Y	SGD	Written	Department
	Day - 3	10 AM - 01 PM	CM 1.9	Field Visit for Family, Housing, Kitchen Hygiene Dietary Survey, Waste Water Disposal	S	SH	Y	Demonstration	Written/Viva-voce	RHTC
	Day - 4	10 AM - 01 PM	CM 2.2	Case Presentation -1 &2 (Family, Housing Standards & Kitchen Hygiene)	S	SH	Y	DOAP	Skill Assessment	Department
	Day - 5	10 AM - 01 PM	CM 3.5, 5.2	Case Presentation -3&4 (Dietary Survey & waste water disposal)	K	KH	Y	DOAP	Skill Assessment	Department
	Day - 6	10 AM - 01 PM	CM 3.2	Visit to Water Treatment Plant	S	SH	Y	Demonstration	Written-Viva-voce	UHTC
WEEK 2	Day - 1	10 AM - 01 PM	CM 1.9	Demonstrate role of effective Communication Skills. <u>Role Play</u>	S	SH	Y	DOAP	Skill Assessment	Department
	Day - 2	10 AM - 01 PM	CM 2.3	Assessment of barrier to good Health & Health seeking behaviour (Health talk with Patients at RHTC)	S	SH	Y	DOAP	Skill Assessment	RHTC
	Day - 3	10 AM - 01 PM	CM 4.3	Visit to RHTC	S	SH	Y	DOAP	Skill Assessment	RHTC
				Health Promotions & Education Program (Health Talk with Patients at RHTC)						
	Day - 4	10 AM - 01 PM	CM 8.6	VISIT/Transect walk for Community (Train health worker in diseases surveillance, control & treatment) Diagnosis.	S	SH	Y	Demonstration	Written/Viva-voce	RHTC
	Day - 5	10 AM - 01 PM	CM 5.3	IDD & Iodine Salt Testing Skill	S	SH	Y	SGD, DOAP	Written (MCQ), Skill Assessment	Skill Lab
Day - 6	10 AM - 01 PM	CM 7.9	Application of computers in Epidemiology (using SPSS, epi info software for data entries) Exercises for Data Entries on Excel. Epidemiological Exercises	S	SH	Y	Demonstration	Written/ Viva-voce	Department	

[Signature]

[Signature]

WEEK 3	Day - 1	10 AM - 01 PM	CM 7.7	Steps in Investigation, Case (Communicable diseases & its control) Role play	S	SH	Y	Demonstration	Written/Viva-voce	Department
	Day - 2	10 AM - 01 PM	CM 9.2	Epidemiological Exercises (Birth Rate, Death Rate, etc.) NIS & Cold Chain	S	SH	Y	Demonstration	Written & Viva-voce	Department/Museum
	Day - 3	10 AM - 01 PM	CM7.6 CM 6.3. 6.4	Need of a screening test (PPV, NPV) Statistical Exercises	S	SH	Y	Demonstration	Written/Viva-voce	Department
	Day - 4	10 AM - 01 PM	CM 3.7	Life cycles of vectors of Public Health Importance, Integrated vector Management	S	SH	Y	Demonstration	Written/Viva-voce	Museum Department
	Day - 5	10 AM - 01 PM	CM 3.8	InsectiSort (Identification and classification of Insecticides)	S	SH	Y	DOAP	Written/Skill Assessment	Skill Lab
	Day - 6	10 AM - 01 PM	CM 8.3	1. Visit to DOTS Centre (Prevention of T.B, NTEP)	K	KH/SH	Y	Demonstration	Written/Viva-voce	Obs. &Gynae OPD/RHTC
CM10.7			2. Visit to MCH Centre (Family welfare Program, Organization, Technical & Operational Aspect)							
WEEK 4	Day - 1	10 AM - 01 PM	CM 8.1 /8.2	Case Distribution and Discussion (NCD and CD)	K	KH	Y	SGD	Written	Department
	Day - 2	10 AM - 01 PM	CM 8.1 /8.2	Field Visit for Cases-1 (Family, Housing standards, for allotted Cases)	KH	KH/SH	Y	Demonstration	Written/ Viva	RHTC
	Day - 3	10 AM - 01 PM	CM 8.1 /8.2	Field Visit for Cases-2 (NCD/CD)	KH	KH/SH	Y	Demonstration	Written/ Viva	RHTC
	Day - 4	10 AM - 01 PM	CM 8.2, CM 5.3, 10.4	Case Presentation -1,2,3 (HTN/DM, PEM/Breast Feeding)	K	KH/SH	Y	DOAP	Written/ Viva/Skill Assessment	Department
	Day - 5	10 AM - 01 PM	CM 5.1, 5.3, CM 10.5	Case Presentation- 4,5,6 (Anaemia in Female, ANC/Immunization/Family Planning)	K	KH/SH	Y	DOAP	Written/ Viva/Skill Assessment	Department
	Day-6	10 AM - 01 PM	Assessment (Ward-Leaving).		S	SH	Y	SGD	Written/Viva Voce/OSCE	Department/Museum
Theory: 1 Hr.										
Practical: 2hrs (Spotting, Skills)										


Dr. (Prof.) Jamal Masood
 Principal & CMS
 Era's Lucknow Medical College & Hospital,
 Lucknow

Era's Lucknow Medical Collage & Hospital, Lucknow

Clinical Posting Schedule MBBS Phase 3 Part 1 (Batch 2022-23)

DEPARTMENT OF ENT

No. of Faculty:- 03

No. of Students:- 30

Reg. No. ELMCH/2025/796

Date 27/2/2025

WEEKS	Day	Time	Competency No	Topic	Domain	Level	Core	TEACHING LEARNING METHOD	ASSESSMENT METHOD
Week 1	1	10 AM - 01 PM	EN1.1	Introduction to otorhinolaryngology	K	KH	Y	Small group discussion	
	2	10 AM - 01 PM	EN1.1	Anatomy of ear and nose.	K	KH	Y	Small group discussion	Written
	3	10 AM - 01 PM	EN1.1	Physiology of ear and nose.	K	KH	Y	Small group discussion	Written
	4	10 AM - 01 PM	EN1.1	Physiology of throat, head & neck	K	KH	Y	Small group discussion	Written
	5	10 AM - 01 PM	EN2.1	Art of history taking in patients having nasal disease	K/S/A/C	SH	Y	Small group, Case presentation	OSCE
	6	10 AM - 01 PM	EN2.1	Art of history taking in patients having ear disease	K/S/A/C	SH	Y	Small group, Case presentation	OSCE
Week 2	1	10 AM - 01 PM	EN2.1	Art of history taking diseases of Pharynx	K/S/A/C	SH	Y	Small group, Case presentation	OSCE
	2	10 AM - 01 PM	EN2.1	Art of history taking in patients having diseases of larynx	K/S/A/C	SH	Y	Small group, Case presentation	OSCE
	3	10 AM - 01 PM	EN2.2	Demonstration of the correct use of a headlamp in the examination of the ear, nose and throat	S	SH	Y	Small group, DOAP	OSCE
	4	10 AM - 01 PM	EN2.5	Demonstration of the proper way of holding the Thudichum speculum	S	SH	Y	Small group, DOAP	OSCE
	5	10 AM - 01 PM	EN2.5	Demonstration of the correct technique of evaluation of the Nose & Paranasal Sinus	S	SH	Y	Small group, DOAP	OSCE
	6	10 AM - 01 PM	EN2.5	Major steps while performing Anterior Rhinoscopy	S	SH	Y	Small group, DOAP	OSCE

[Handwritten signatures]

Week 3	1	10 AM - 01 PM	EN2.6	Demonstration of the proper way of holding the tongue depressor	S	SH	Y	Small group, DOAP	OSCE
	2	10 AM - 01 PM	EN2.6	Examination of oral cavity and oropharynx with the help of tongue depressor	S	SH	Y	Small group, DOAP	OSCE
	3	10 AM - 01 PM	EN2.7	Demonstration of the steps of examination of the neck including elicitation of laryngeal crepitus	S	SH	Y	Small group, DOAP	OSCE
	4	10 AM - 01 PM	EN3.3	Discussion of labelled diagram of endoscopic view of the nose and nasopharynx	K	KH	N	Small group, DOAP	Written & Viva
	5	10 AM - 01 PM	EN3.2	Major steps while performing a diagnostic nasal endoscopy	S	KH	N	Small group	Written & Viva
	6	10 AM - 01 PM	EN2.7	Demonstration of the steps of examination of the neck including cervical lymph nodes	S	SH	Y	Small group, DOAP	OSCE
Week 4	1	10 AM - 01 PM	EN3.3	Discussion of labelled diagram of endoscopic view of the hypopharynx and larynx	K	KH	N	Small group, DOAP	Written & Viva
	2	10 AM - 01 PM	EN3.3	Major steps while performing an Indirect Laryngoscopy	K	KH	N	Small group	Written & Viva
	3	10 AM - 01 PM	EN3.3	Major steps while performing Video laryngoscopy	K	KH	N	Small group	Written & Viva
	4	10 AM - 01 PM	EN2.13	Indications for the removal of foreign bodies from ear, nose and Steps involved in their removal	K/S/A	SH	Y	Small group	OSCE
	5	10 AM - 01 PM	EN2.13	Indications for the removal of foreign bodies from throat and Steps involved in their removal	K/S/A	SH	Y	Small group	OSCE
	6	10 AM - 01 PM	End of posting Examination (Theory + Skill assessment)



Dr. (Prof.) Jamal Masood
Principal & CMS
Era's Lucknow Medical College & Hospital,
Lucknow



Era's Lucknow Medical Collage & Hospital, Lucknow

Clinical Posting Schedule MBBS Phase 3 Part 1 (Batch 2022-23)

DEPARTMENT OF OPHTHALMOLOGY

No. of Faculty:- 03

No. of Students:- 30


Reg. No. - CLMCH/2025/796

date 27/2/25

WEEKS	Day	Time	Competency No	Topic	Domain	Level	TEACHING LEARNING METHOD	Venue
week 1	1	10 AM - 01 PM	OP6.6	Identify and demonstrate the clinical features and distinguish and diagnose common clinical conditions affecting the anterior chamber				Demo Room
	2	10 AM - 01 PM	OP6.7	Enumerate the clinical features distinguishing the features of hyphema and hypopyon and dd of shallow and deep AC	S	SH	DOAP session	Demo Room
	3	10 AM - 01 PM	OP6.1	Describe clinical signs and features of acute iridocyclitis and distinguish from chronic iridocyclitis	k/S	SH	DOAP	Demo Room
	4	10 AM - 01 PM	OP6.8	Enumerate and choose appropriate investigations for patients of uveitis	K	KH	Small group discussion	Demo Room
	5	10 AM - 01 PM	OP6.10	Counsel patients with conditions of iris about their diagnosis therapy and prognosis	K	K/H	Small group discussion	Demo Room
	6	10 AM - 01 PM	OP4.8	Demonstrate technique of removal of foreign body in cornea in a simulated environment	A/C	S/H	DOAP session	Demo Room
week 2	1	10 AM - 01 PM	OP4.9	Describe and discuss importance and protocols involved in eye donation	S	S/H	DOAP	Demo Room
	2	10 AM - 01 PM	OP4.9	Describe and discuss importance and protocols involved in eye banking	K	K/H	Small group discussion	Demo Room
	3	10 AM - 01 PM	OP4.10	Counsel patients and family about eye donation in a simulated environment	K	K/H	Small group discussion	Demo Room
	4	10 AM - 01 PM	OP4.10	Counsel patients and family about eye banking in a simulated environment				Demo Room
	5	10 AM - 01 PM	OP4.10	Digital tonometry	A/C	SH	DOAP session	Demo Room
	6	10 AM - 01 PM	OP4.10	Irrigation of eyes	A/C	SH	DOAP session	MEU (Skill Lab)

AB

week 3	1	10 AM - 01 PM	OP7.3	Demonstrate the correct technique of ocular examination in a patient with cataract	A/C	SH	DOAP session	Demo Room
	2	10 AM - 01 PM	OP7.31	Enumerate the types of cataract surgeries and describe the steps.				Demo Room
	3	10 AM - 01 PM	OP7.4	Enumerate the intraoperative and post operative complications of ECCE			DOAP	Demo Room
	4	10 AM - 01 PM	OP7.4	Enumerate the instruments used in cataract surgeries				Demo Room
	5	10 AM - 01 PM	OP7.4	To participate in team for cataract Surgery	S	S/H	DOAP session	Demo Room
	6	10 AM - 01 PM	OP7.5	Administer informed consent for cataract surgery in a simulated environment	S	S/H	DOAP session	Demo Room
week 4	1	10 AM - 01 PM	OP7.6	Administer council for cataract surgery in a simulated environment				Demo Room
	2	10 AM - 01 PM	OP7.6	Demonstrate the correct technique of a fundus examination features in normal condition	S	K/H	DOAP session	Demo Room
	3	10 AM - 01 PM	OP 8.3	Demonstrate the correct technique of a fundus examination in condition causing an abnormal retinal exam	S	K/H	DOAP session	Demo Room
	4	10 AM - 01 PM	OP 8.3	Demonstrate the correct technique of indirect ophthalmoscopy	S		DOAP session	MEU (Skill Lab)
	5	10 AM - 01 PM	OP 8.3	Ocular bandaging				Demo Room
	6	10 AM - 01 PM		WLT				
End of Posting Examination (Theory & Skill Assessment)								


Dr. (Prof.) Jamal Masood
 Principal & CMS
 Era's Lucknow Medical College & Hospital,
 Lucknow



Era's Lucknow Medical Collage & Hospital, Lucknow

Clinical Posting Schedule MBBS Phase 3 Part 1 (Batch 2022-23)

DEPARTMENT OF ORTHOPAEDICS

No. of Faculty:- 03

No. of Students:- 30

Reg. No - EL/MC2H/2025/796

Date 27/2/2025

WEEKS	Day	Time	Competency No	Topic	Domain	Level	Core	TEACHING LEARNING METHOD	ASSESSMENT METHOD
Week 1	1	10 AM - 01 PM	OR1.1	Describe and discuss the Principles of pre-hospital care and causality management of a trauma victim including principles of triage	K/S/A/C	K/KH	Y	Small group discussion	Written/Viva Voce OSCE
	2	10 AM - 01 PM	OR1.2	Describe and discuss the aetiopathogenesis, clinical features, investigation, and principles of management of shock	K/S/A/C	K/KH	Y	Small group discussion	Written/Viva Voce/OSCE
	3	10 AM - 01 PM	OR1.6	Participate as a member in the team for closed reduction of shoulder dislocation/hip dislocation/Knee dislocation	K/S/A/C	SH	Y	Simulation, DOAP session	OSCE
	4	10 AM - 01 PM	OR2.1	Describe and discuss the mechanism of injury, clinical features, investigations and plan management of fracture of clavicle	K/S	KH/SH	Y	Small group discussion, Bed side clinic	Written/ Viva Voce/OSCE
	5	10 AM - 01 PM	OR2.4	Describe and discuss the mechanism of injury, clinical features, investigations and principles of management of fracture of shaft of humerus and intercondyiar fracture humerus with emphasis on neurovascular deficit	K/S	K/KH	Y	Small group discussion, Bed side clinic	Written/ Viva Voce/ OSCE
	6	10 AM - 01 PM	OR2.10	Describe and discuss the aetiopathogenesis, mechanism of injury, clinical features, investigations and principles of management of fractures of proximal femur	K/S/A/C	KH	Y	Small group discussion, Bed side clinic	Written/Vivavoce/OSCE

[Handwritten Signature]

Week 2	1	10 AM - 01 PM	OR2.14	Describe and discuss the a etiopathogenesis, clinical features, Investigation and principles of management of ankle fractures	K/S/C	K/KH	Y	Small group discussion, Bed side clinic	Written/Vivavoce/OSCE
	2	10 AM - 01 PM	OR2.15	Plan and interpret the investigations to diagnose complications of fractures like malunion, non-union, infection, compartmental syndrome	K/S	SH	Y	Small group discussion, Bed side clinic	Written/Vivavoce/OSCE
	3	10 AM - 01 PM	OR2.16	Describe and discuss the mechanism of injury, clinical features, investigations and principles of management of open fractures with focus on secondary infection prevention and management	K	K/KH	Y	Small group discussion, Bed side clinic	Written/Vivavoce/OSCE
	4	10 AM - 01 PM	OR3.1	Describe and discuss the aetiopathogenesis, clinical features, investigations and principles of management of Bone and Joint infections a) Acute Osteomyelitis b) Subacuteosteomyelitis	K/S	K/KH/S H	Y	Small group discussion, Video assisted	Written/Vivavoce/OSCE
	5	10 AM - 01 PM	OR3.1	Describe and discuss the aetiopathogenesis, clinical features, investigations and principles of management of Bone and Joint infections c) Acute Suppurative arthritis d) Septic arthritis & HIV infection	K/S	K/KH/S H	Y	Small group discussion, Video assisted	Written/Vivavoce/OSCE
	6	10 AM - 01 PM	OR3.1	Describe and discuss the aetiopathogenesis, clinical features, investigations and principles of management of Bone and Joint infections e) Spirochaetal infection f) Skeletal Tuberculosis	K/S	K/KH/S H	Y	Small group discussion, Video assisted	Written/Vivavoce/OSCE



Dr. (Prof.) Jamal Masood
Principal & CMS
Era's Lucknow Medical College & Hospital,
Lucknow



Era's Lucknow Medical Collage & Hospital, Lucknow

Clinical Posting Schedule MBBS Phase 3 Part 1 (Batch 2022-23)

DEPARTMENT OF RESPIRATORY MEDICINE


No. of Faculty:- 03

No. of Students:- 30

Reg. No. - ELA/24/2025/796

Date 27/2/2025

WEEKS	Day	Time	Competency No	Topic	Domain	Level	Core	ASSESSMENT METHOD
week 1	1	10 AM - 01 PM	CT 1.2	Describe and discuss the microbiology of tubercle bacillus, mode of transmission, pathogenesis, clinical evolution and natural history of pulmonary and extra pulmonary forms (including lymph node, bone and CNS)	Lecture, small group discussion	K	KH	Written/viva voce
	2	10 AM - 01 PM	CT 1.4	Describe the epidemiology, the predisposing factors and microbial and therapeutic factors that determine resistance to drugs	Lecture, small group discussion	K	KH	Written/viva voce
	3	10 AM - 01 PM	CT 1.5	Elicit, document and present an appropriate medical history that includes risk factor, contacts, symptoms including cough and fever CNS and other manifestations	Bed side clinic, DOAP session	S	SH	skill assessment
	4	10 AM - 01 PM	CT 1.6	Demonstrate and perform a systematic examination that establishes the diagnosis based on the clinical presentation that includes a) general examination, b) examination of the chest and lung including loss of volume, mediastinal shift, percussion and auscultation (including DOAP session of lung sounds and added sounds) c) examination of the lymphatic system and d) relevant CNS examination	Bed side clinic, DOAP session	S	SH	skill assessment
	5	10 AM - 01 PM	CT 1.7	Perform and interpret a PPD (mantoux) and describe and discuss the indications and pitfalls of the test	DOAP session	S	P	Maintenance of log book
	6	10 AM - 01 PM	CT 1.9	Order and interpret diagnostic tests based on the clinical presentation including: CBC, Chest X ray PA view, Mantoux, sputum culture and sensitivity, pleural fluid examination and culture, HIV testing	Bed side clinic, DOAP session	K	K	skill assessment
week 2	1	10 AM - 01 PM	CT 1.10	Perform and interpret an AFB stain	DOAP session	S	P	skill assessment
	2	10 AM - 01 PM	CT 1.11	Assist in the performance, outline the correct tests that require to be performed and interpret the results of a pleural fluid aspiration	skill assessment	S	SH	skill assessment
	3	10 AM - 01 PM	CT 1.15	Prescribe an appropriate antituberculosis regimen based on the location of disease, smear positivity and negativity and co- morbidities based on current national guidelines including directly observed tuberculosis therapy (DOTS)	Bed side clinic, small group discussion, Lecture	K	KH	skill assessment
	4	10 AM - 01 PM	CT 2.1	Define and classify obstructive airway disease	Lecture, small group discussion	K	KH	Written/viva voce
	5	10 AM - 01 PM	CT 2.11	Describe, discuss and interpret pulmonary function tests	Bed side clinic, DOAP session	S	SH	skill assessment
	6	10 AM - 01 PM	CT 2.14	Enumerate the indications for and interpret the results of : pulse oximetry, ABG, Chest Radiograph	Bed side clinic, small group discussion, DOAP session	K	SH	written/skill assessment


Dr. (Prof.) Jamal Masood
 Principal & CMS
 Era's Lucknow Medical College & Hospital,
 Lucknow

Era's Lucknow Medical Collage & Hospital, Lucknow

Clinical Posting Schedule MBBS Phase 3 Part 1 (Batch 2022-23)

DEPARTMENT OF DERMATOLOGY


No. of Faculty:- 03

No. of Students:- 30

Ref. No. CLMCH/2025/796

Date 27/2/25

WEEKS	Day	Time	Competency No	Topic	Domain	Level	Core	TEACHING LEARNING METHOD	ASSESSMENT METHOD
Week 1	1	10 AM - 01 PM	DR1.1,1.2,1.3	Acne	K	KH		Bedside clinic, small group discussion	Viva Voce
	2	10 AM - 01 PM	DR9.1,9.2,9.4,9.5,9.6	Leprosy /Slit Skin Smear (Demonstrate the procedure of slit skin smear in patients with leprosy), Skin Lab	K	KH		Bedside clinic	Skill assessment
	3	10 AM - 01 PM	DR12.5	Erythroderma/ Dermascopy Skin Biopsy (Demonstrate the procedure of skin biopsy in different skin conditions), Skin Minor OT	S	KH		Bedside clinic	skill assessment
	4	10 AM - 01 PM	DR2.1,2.2	Vitiligo/ Wood's lamp examination (Examination of hypopigmented, depigmented lesions using woods lamp to differentiate vitiligo from other lesions), Skin Lab	K	KH		Bedside clinic	skill assessment
	5	10 AM - 01 PM	DR17.3,17.4	Vitamin C and zinc deficiency - I	K	KH		Bedside clinic	skill assessment
	6	10 AM - 01 PM	DR17.3,17.4	Vitamin C and zinc deficiency - II	K	KH		Bedside clinic	skill assessment
Week 2	1	10 AM - 01 PM	DR 8.6	Tzanck smear /(Describe the procedure and perform tzanck smear), Skin Lab	S	SH		Besdisde clinic/opd	skill assessment
	2	10 AM - 01 PM	DR3.2	Grattage test (Demonstration of Grattage test in Psoriatic lesions.), Bed Side	S	SH		Bedside clinic	skill assessment
	3	10 AM - 01 PM	DR4.1,4.2	Lichen Planus/Dermascopy Skin Biopsy (Demonstrate the procedure of skin biopsy in different skin conditions), Skin Minor OT	K	KH		Bedside clinic	skill assessment
	4	10 AM - 01 PM	DR17.1	Vitamin A Deficiency	K	KH		Bedside clinic	Skill assessment
	5	10 AM - 01 PM	DR17.2	Vitamin B Deficiency	K	KH		Bedside clinic	skill assessment
	6	10 AM - 01 PM	End of Posting Examination (Theory & Skill Assessment)						


Dr. (Prof.) Jamal Masood
 Principal & CMS
 Era's Lucknow Medical College & Hospital,
 Lucknow

Era's Lucknow Medical Collage & Hospital, Lucknow

Clinical Posting Schedule MBBS Phase 3 Part 1 (Batch 2022-23)

DEPARTMENT OF ANAESTHESIOLOGY

Reg. No. ELMCH/2025/796

No. of Faculty:- 03


No. of Students:- 30

Date 27/2/25

WEEKS	Day	Time	Competency No	Topic	Domain	Level	Core	TEACHING LEARNING METHOD	ASSESSMENT METHOD
Week 1	1	10 AM - 01 PM	AS3.2	Elicit, present and document an appropriate history including medication history in a patient undergoing Surgery as it pertains to a preoperative anaesthetic evaluation	S	KH	Y	DOAP session, Bedside clinic	Skill station
	2	10 AM - 01 PM	AS3.3	Demonstrate and document an appropriate clinical examination in a patient undergoing General Surgery	S	KH	Y	DOAP session, Bedside clinic	Skill station
	3	10 AM - 01 PM	AS3.4	Choose and interpret appropriate testing for patients undergoing	S	KH	Y	DOAP session, Bedside clinic	Skill station
	4	10 AM - 01 PM	AS3.5	Determine the readiness for General Surgery in a patient based on the preoperative evaluation	S	KH	Y	DOAP session, Bedside clinic	Skill station
	5	10 AM - 01 PM	AS3.6	Choose and write a prescription for appropriate premedications for patients undergoing surgery	S	KH	Y	DOAP session, Bedside clinic	Skill station
	6	10 AM - 01 PM	SU17.10	Demonstrate Airway maintenance and recognize and management of tension pneumothorax, hemothorax and flail chest in simulated environment	S	KH	Y	DOAP session	Skill Assessment/ Log book

[Handwritten signature]

Week 2	1	10 AM - 01 PM	OR13.2	Participate as a member in team for Resuscitation of Polytrauma victim by doing all of the following : IV access central - peripheral	S/A	KH / SH	Y	Case discussion, Video assisted Lecture, Small group discussion, Teaching, Skill lab sessions	OSCE with Simulation based assessment
	2	10 AM - 01 PM	OR13.2	Participate as a member in team for Resuscitation of Polytrauma victim by doing all of the following Endotracheal intubation	S/A	KH / SH	Y	Case discussion, Video assisted Lecture, Small group discussion, Teaching, Skill lab sessions	OSCE with Simulation based assessment
	3	10 AM - 01 PM	SU11.3	Demonstrate maintenance of an airway in a mannequin or equivalent	S	KH	Y	DOAP session, Bedside clinic	Skill station
	4	10 AM - 01 PM	AS3.2	Elicit, present and document an appropriate history including medication history in a patient undergoing Surgery as it pertains to a preoperative anaesthetic evaluation	S	KH	Y	DOAP session, Bedside clinic	Skill station
	5	10 AM - 01 PM	AS9.2	Establish central venous access in a simulated environment				Small group discussion, DOAP session	Skill assessment
	6	10 AM - 01 PM	AS3.2	Elicit, present and document an appropriate history including medication history in a patient undergoing Surgery as it pertains to a preoperative anaesthetic evaluation	S	KH	Y	DOAP session, Bedside clinic	Skill station
End of Posting Examination (Theory & Skill Assessment)									



Dr. (Prof.) Jamal Masood
Principal & CMS
Era's Lucknow Medical College & Hospital,
Lucknow



Era's Lucknow Medical Collage & Hospital, Lucknow

Clinical Posting Schedule MBBS Phase 3 Part 1 (Batch 2022-23)

DEPARTMENT OF PSYCHIATRY


No. of Faculty:- 03

No. of Students:- 30

Reg. No. - ELGH/2025/796

Date 27/2/25

WEEKS	DAY	Time	Competency No	Topic	TEACHING LEARNING METHOD	ASSESSMENT METHOD
WEEK 1	1	10 AM - 01 PM	PS3.3 & PS3.5 Eliciting, presenting & documenting psychiatric history Performing mental state status examination	Introduction to psychiatry	Guided observation of consultants, role-plays, demonstrations, simulations, Audio-visual aids	OSCE, OSLER, DOPS, CBD
	2	10 AM - 01 PM	PS5.2 Describe, elicit & document clinical features in patients with psychotic disorders	Psychotic disorders	Guided observation of consultants, role-plays, demonstrations, simulations, Audio-visual aids	OSCE, OSLER, DOPS, CBD
	3	10 AM - 01 PM	PS7.2, PS7.3 Describe, elicit & document clinical features in patients with bipolar disorders Enumeration, describe and interpret laboratory investigations in such patients	Bipolar disorders	Guided observation of consultants, role-plays, demonstrations, simulations, Audio-visual aids	OSCE, OSLER, DOPS, CBD
	4	10 AM - 01 PM	Describe, elicit & document clinical features in patients with depression Enumeration, describe and interpret laboratory investigations in such patients Describe, elicit & document clinical features in patients with anxiety PS6.2, PS6.3, PS8.2, PS8.3 Enumeration, describe and interpret laboratory investigations in such patients	Depression & Anxiety disorders (including OCD)	Guided observation of consultants, role-plays, demonstrations, simulations, Audio-visual aids	OSCE, OSLER, DOPS, CBD
	5	10 AM - 01 PM	PS4.2, PS4.3 Describe, elicit & document clinical features of substance use disorders Enumeration, describe and interpret laboratory investigations in such patients	Substance use disorders	Guided observation of consultants, role-plays, demonstrations, simulations, Audio-visual aids	OSCE, OSLER, DOPS, CBD
	6	10 AM - 01 PM	History taking and Mental status examination, Interpreting lab reports and diagnosis	End posting assessment		OSCE, OSLER, DOPS, CBD


Dr. (Prof.) Jamal Masood
 Principal & CMS
 Era's Lucknow Medical College & Hospital,
 Lucknow

Era's Lucknow Medical Collage & Hospital, Lucknow

Clinical Posting Schedule MBBS Phase 3 Part 1 (Batch 2022-23)

DEPARTMENT OF RADIOLOGY

No. of Faculty:- 03

No. of Students:- 30

Date 27/2/25

Reg. No-ELMCH/2025-1796

WEEKS	Day	Time	Competency No	Topic	Domain	Level	TEACHING LEARNING METHOD	ASSESSMENT METHOD
WEEK 1	1	10 AM - 01 PM	RD1.1, 1.2	1. Define radiation and the interaction of radiation and importance of radiation protection 2. Describe the evolution of Radiodiagnosis. Identify various radiological equipments In the current era	K/S	KH/SH	Demonstration, Group Discussion and Skills	Written/Viva voce
	2	10 AM - 01 PM	RD1.3, 1.4, 1.5, 1.6, 1.7	Enumerate indications for various common radiological investigations, choose the most appropriate and cost effective method and interpret findings in common conditions pertaining to disorder of ENT, Obst & Gynae, Medicine, Surgery, Paediatrics	K/S	SH	Demonstration, Group Discussion and Skills	Written/Viva voce
	3	10 AM - 01 PM	RD1.8	Enumerate indications for various common radiological investigations, choose the most appropriate and cost effective method and interpret findings in common conditions pertaining to chest diseases.	K/S	SH	Demonstration, Group Discussion and Skills	Written/Viva voce
	4	10 AM - 01 PM	RD1.9, 1.10, 1.11	1, Describe the role of Interventional Radiology in common clinical conditions pertaining to Genito urinary tract. 2. Describe the role of Emergency Radiology, miscellaneous & applied aspects, interaction with clinical departments 3. Describe preparation of patient for common imaging procedures	K	KH	Demonstration, Group Discussion and Skills	Written/Viva voce
	5	10 AM - 01 PM	RD1.12, 1.13	1. Describe the effects of radiation in pregnancy and the methods of prevention / minimization of radiation exposure 2. Describe the components of the PC & PNDT Act and its medicolegal implications	K	KH	Demonstration, Group Discussion and Skills	Written/Viva voce
	6	10 AM - 01 PM	End of Posting Examination (Theory & Skill Assessment)					

[Signature]
Dr. (Prof.) Jamal Masood
Principal & CMS
Era's Lucknow Medical College & Hospital,
Lucknow

[Signature]